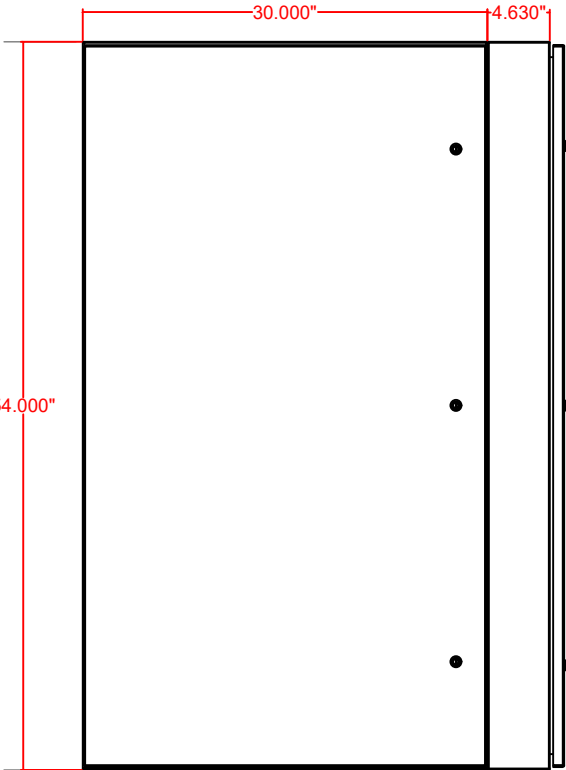
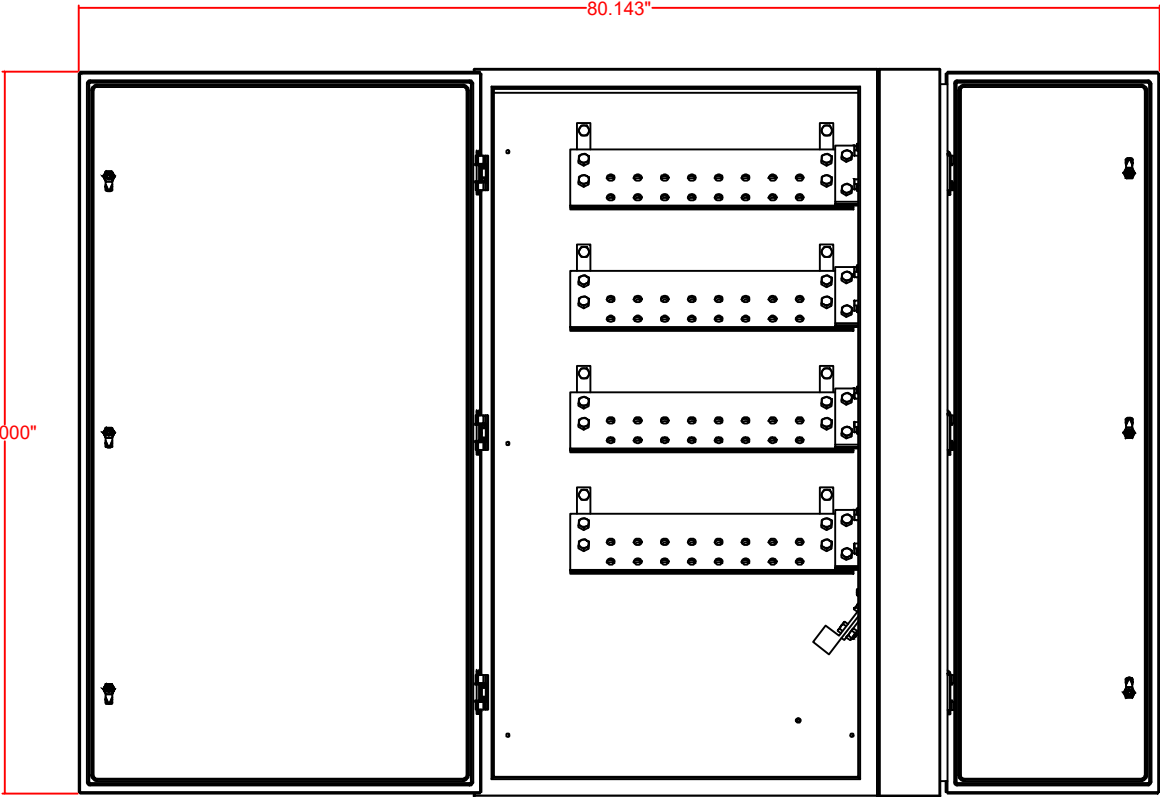


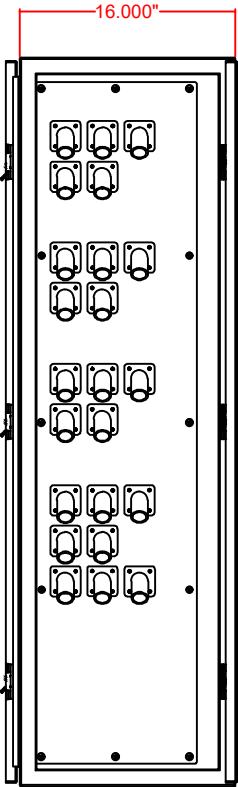
TOP VIEW



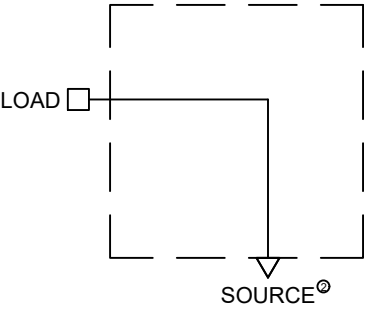
FRONT VIEW



FRONT VIEW



SIDE VIEW



- ONE-LINE KEYNOTES<sup>®</sup>
- 1. Fusible or Non-Fusible
  - 2. Cams to Source: S16 Male
  - 3. Cams to Load: S16 Female

LEGEND	
SYMBOL	DESCRIPTION
	SAFETY SWITCH
	MALE CAMLOCK CONNECTION
	FEMALE CAMLOCK CONNECTION
	HARDWIRED CABLE CONNECTION (FIELD-INSTALLED)

LINE 1

LINE 2

LINE 3

NEUTRAL

GROUND

PART NUMBER	AMPERAGE	SERIES	VOLTAGE
PWA-GDS-20L-1	2000A	LARGE	120V
PWA-GDS-20L-2	2000A	LARGE	120/240V
PWA-GDS-20L-3	2000A	LARGE	208V
PWA-GDS-20L-4	2000A	LARGE	120/208V
PWA-GDS-20L-5	2000A	LARGE	480V
PWA-GDS-20L-6	2000A	LARGE	277/480V
PWA-GDS-20L-7	2000A	LARGE	600V
PWA-GDS-20L-8	2000A	LARGE	347/600V

REVISION RECORD:

No.	Date	Description	In.

PROFESSIONAL SEAL:



POWER ASSEMBLIES  
ENGINEERING

915 E Dale Ave, #100 Henderson, NV 89044 (877)597-5785  
1650 NW 18th St, Ste 807A Pompano Beach, FL 33069 (866)825-8525

sales@powerassemblies.com  
WWW.POWERASSEMBLIES.COM

DRAWING TITLE:

PWA-GDS-20L

BUILD NAME:

2000A Large Generator Docking Station

THIS DOCUMENT CONTAINS PROPRIETARY INFORMATION OF POWER ASSEMBLIES, LLC. ALL RIGHTS OF DESIGN FEATURES AND/OR INVENTIONS ARE RESERVED BY POWER ASSEMBLIES, LLC. THIS DRAWING MAY NOT BE REPRODUCED, TRANSFERRED OR USED FOR DESIGN AND MANUFACTURING PURPOSES WITHOUT EXPRESSED CONSENT FROM POWER ASSEMBLIES, LLC.

REV A

Revision/Version No.

AS

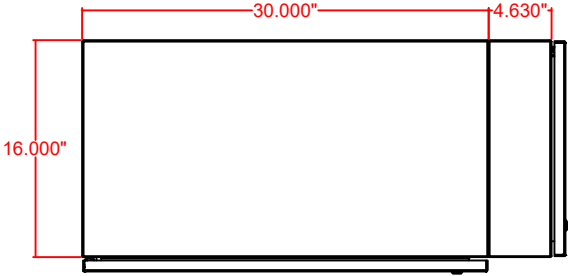
Drawing By

06/08/2022


Date

1 OF 1

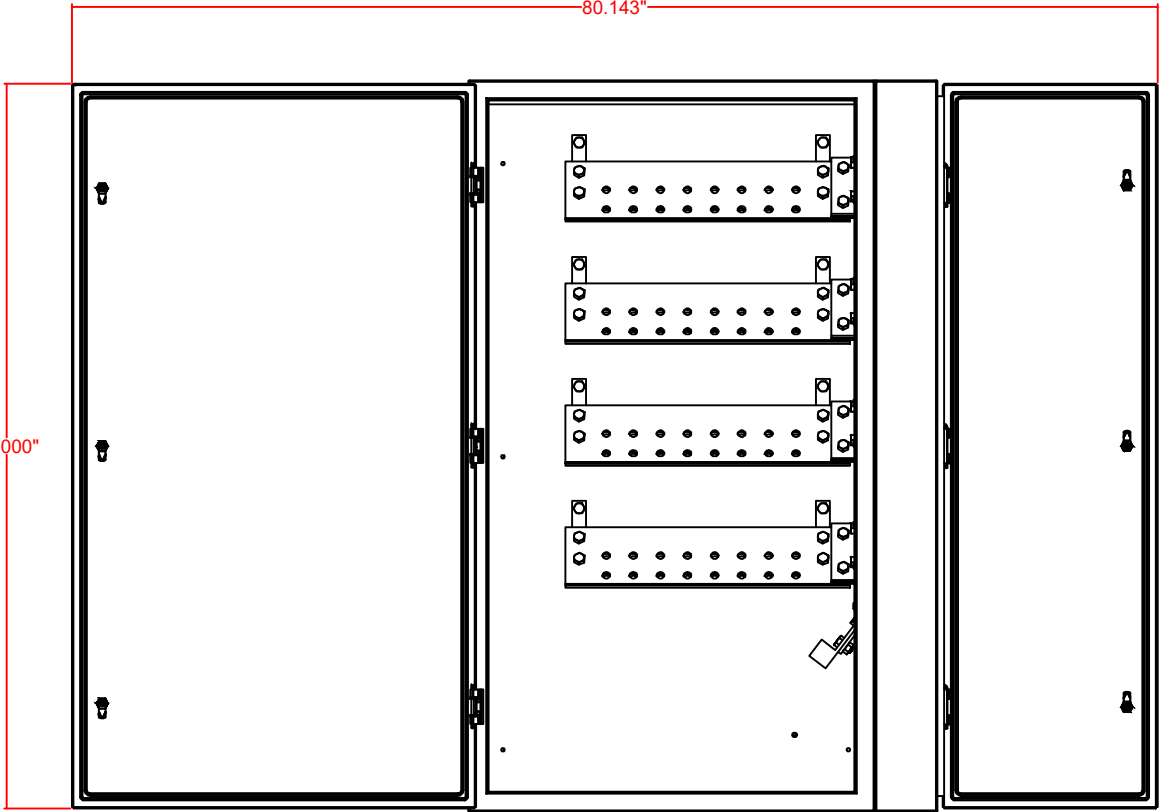
Sheet No.



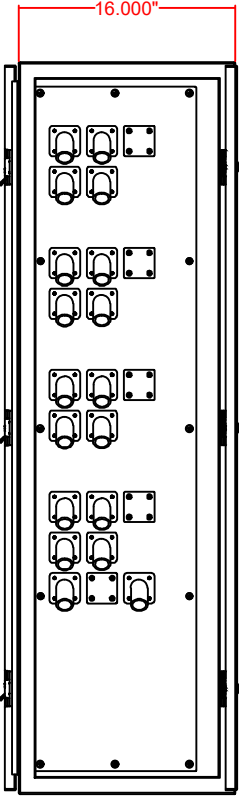
TOP VIEW



FRONT VIEW



FRONT VIEW



SIDE VIEW

LINE 1

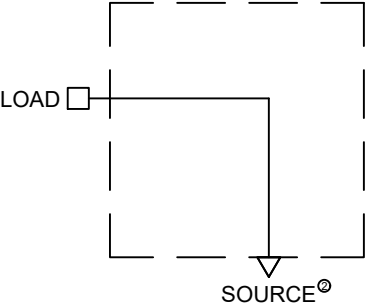
LINE 2

LINE 3

NEUTRAL

GROUND

PART NUMBER	AMPERAGE	SERIES	VOLTAGE
PWA-GDS-16L-1	1600A	LARGE	120V
PWA-GDS-16L-2	1600A	LARGE	120/240V
PWA-GDS-16L-3	1600A	LARGE	208V
PWA-GDS-16L-4	1600A	LARGE	120/208V
PWA-GDS-16L-5	1600A	LARGE	480V
PWA-GDS-16L-6	1600A	LARGE	277/480V
PWA-GDS-16L-7	1600A	LARGE	600V
PWA-GDS-16L-8	1600A	LARGE	347/600V



ONE-LINE KEYNOTES

- 1. Fusible or Non-Fusible
- 2. Cams to Source: S16 Male
- 3. Cams to Load: S16 Female

LEGEND

SYMBOL	DESCRIPTION
	SAFETY SWITCH
	MALE CAMLOCK CONNECTION
	FEMALE CAMLOCK CONNECTION
	HARDWIRED CABLE CONNECTION (FIELD-INSTALLED)

REVISION RECORD:

No.	Date	Description	In.

PROFESSIONAL SEAL:



POWER ASSEMBLIES  
ENGINEERING

915 E Dale Ave, #100 Henderson, NV 89044 (877)597-5785  
1650 NW 18th St, Ste 807A Pompano Beach, FL 33069 (866)825-8525

sales@powerassemblies.com  
WWW.POWERASSEMBLIES.COM

DRAWING TITLE:

PWA-GDS-16L

BUILD NAME:

1600A Large Generator Docking Station

THIS DOCUMENT CONTAINS PROPRIETARY INFORMATION OF POWER ASSEMBLIES, LLC. ALL RIGHTS OF DESIGN FEATURES AND/OR INVENTIONS ARE RESERVED BY POWER ASSEMBLIES, LLC. THIS DRAWING MAY NOT BE REPRODUCED, TRANSFERRED OR USED FOR DESIGN AND MANUFACTURING PURPOSES WITHOUT EXPRESSED CONSENT FROM POWER ASSEMBLIES, LLC.

REV A

Revision/Version No.

AS

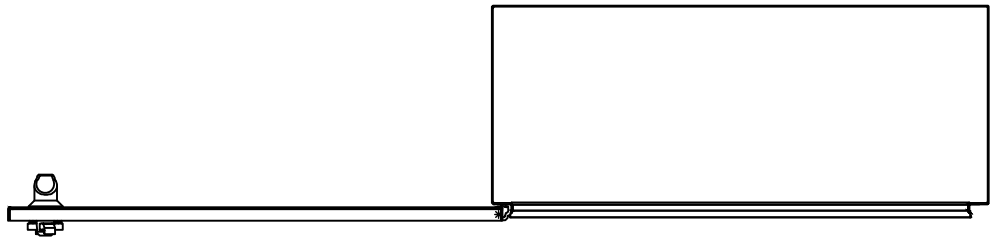
Drawing By

06/08/2022

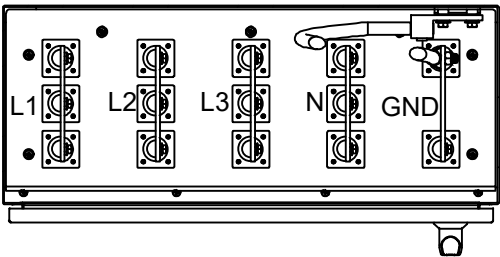
Date

1 OF 1

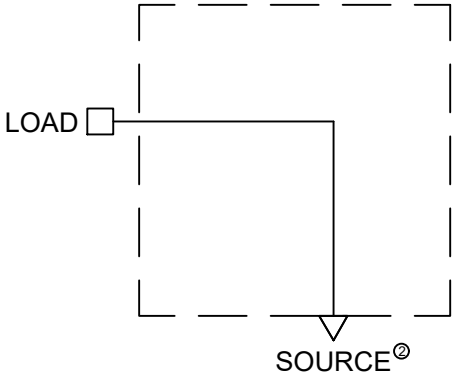
Sheet No.



TOP  
VIEW



INTERNAL  
TOP VIEW

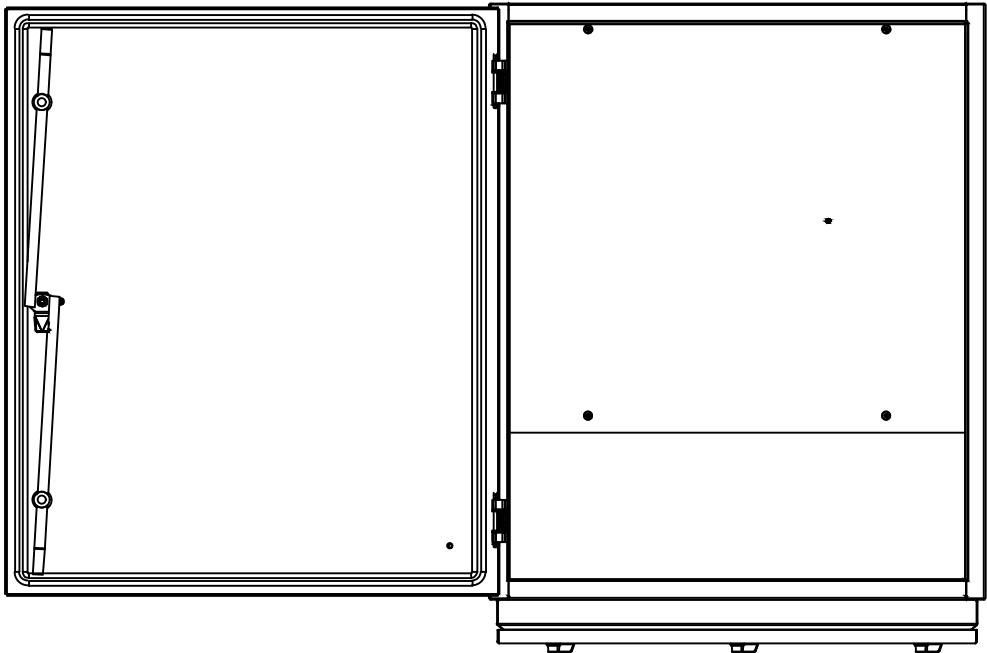


ONE-LINE KEYNOTES<sup>00</sup>

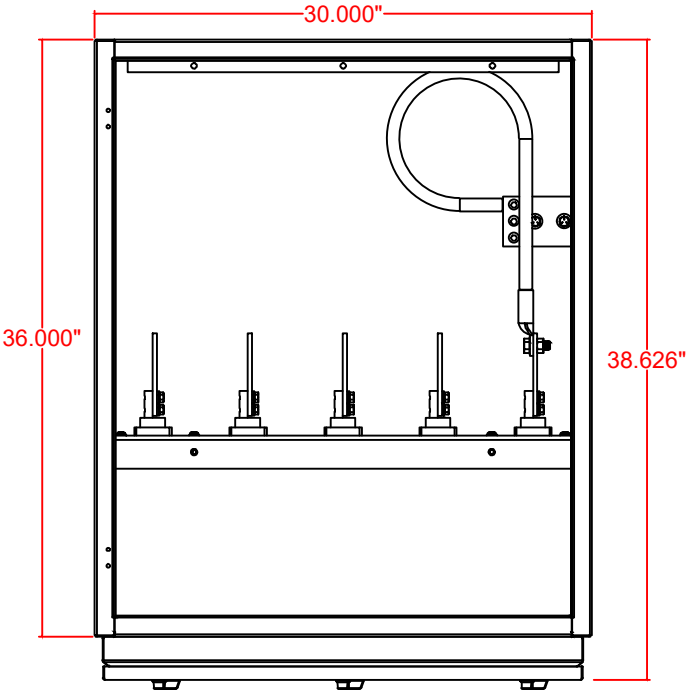
- 1. Fusible or Non-Fusible
- 2. Cams to Source: S16 Male
- 3. Cams to Load: S16 Female

LEGEND

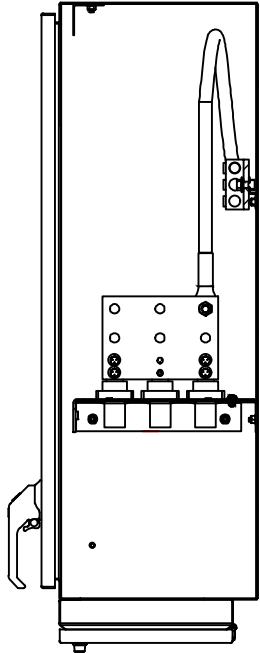
SYMBOL	DESCRIPTION
	SAFETY SWITCH
	MALE CAMLOCK CONNECTION
	FEMALE CAMLOCK CONNECTION
	HARDWIRED CABLE CONNECTION (FIELD-INSTALLED)



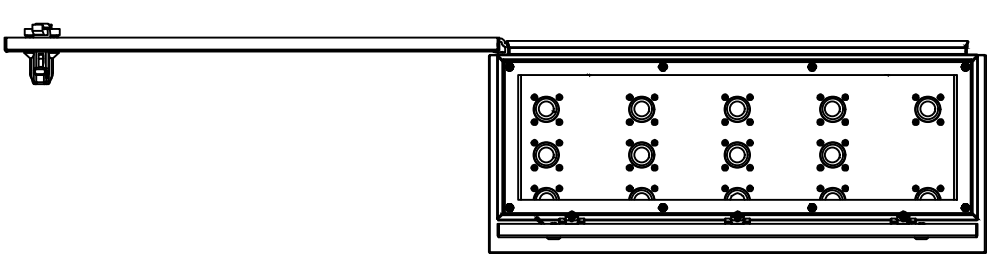
DEADFRONT  
VIEW



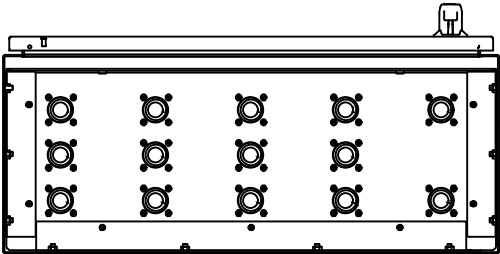
INTERNAL  
FRONT VIEW



INTERNAL  
SIDE VIEW



BOTTOM  
VIEW



INTERNAL  
BOTTOM VIEW

PART NUMBER	AMPERAGE	SERIES	VOLTAGE
PWA-GDS-12S-1	1200A	STANDARD	120V
PWA-GDS-12S-2	1200A	STANDARD	120/240V
PWA-GDS-12S-3	1200A	STANDARD	208V
PWA-GDS-12S-4	1200A	STANDARD	120/208V
PWA-GDS-12S-5	1200A	STANDARD	480V
PWA-GDS-12S-6	1200A	STANDARD	277/480V
PWA-GDS-12S-7	1200A	STANDARD	600V
PWA-GDS-12S-8	1200A	STANDARD	347/600V

\*\*BLANKS INSTALLED FOR 2P2W, 2P3W, AND 3P3W APPLICATIONS

REVISION RECORD:

No.	Date	Description	In.

PROFESSIONAL SEAL:



POWER ASSEMBLIES  
ENGINEERING

915 E Dale Ave, #100  
Henderson, NV 89044  
(877)597-5785

1650 NW 18th St, Ste 807A  
Pompano Beach, FL 33069  
(866)825-8525

sales@powerassemblies.com  
WWW.POWERASSEMBLIES.COM

DRAWING TITLE:

PWA-GDS-12S

BUILD NAME:

1200A Standard Generator Docking Station

THIS DOCUMENT CONTAINS PROPRIETARY INFORMATION OF POWER ASSEMBLIES, LLC.  
ALL RIGHTS OF DESIGN FEATURES AND/OR INVENTIONS ARE RESERVED BY POWER ASSEMBLIES, LLC. THIS DRAWING MAY NOT BE REPRODUCED,  
TRANSFERRED OR USED FOR DESIGN AND MANUFACTURING PURPOSES WITHOUT EXPRESSED CONSENT FROM POWER ASSEMBLIES, LLC.

REV A

Revision/Version No.

AS

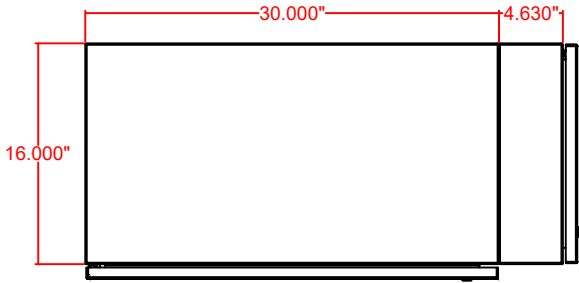
Drawing By

06/08/2022


Date

1 OF 1

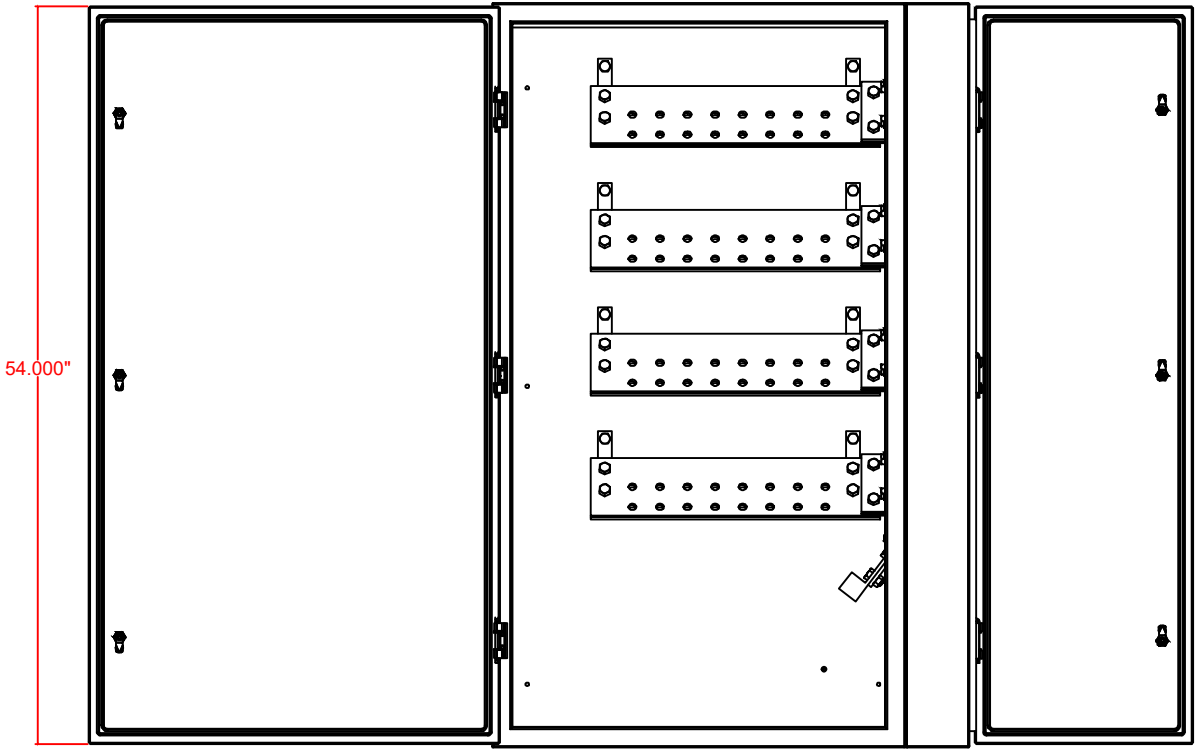
Sheet No.



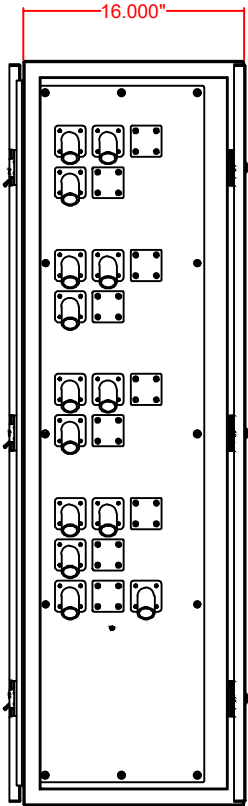
TOP VIEW



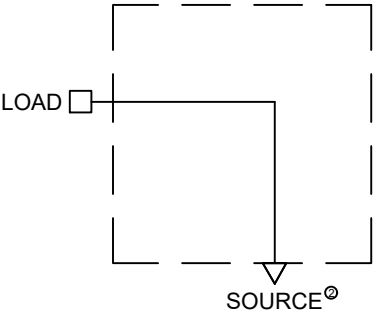
FRONT VIEW



INTERNAL  
FRONT VIEW



SIDE VIEW



- ONE-LINE KEYNOTES**
- 1. Fusible or Non-Fusible
  - 2. Cams to Source: S16 Male
  - 3. Cams to Load: S16 Female

LEGEND	
SYMBOL	DESCRIPTION
	SAFETY SWITCH
	MALE CAMLOCK CONNECTION
	FEMALE CAMLOCK CONNECTION
	HARDWIRED CABLE CONNECTION (FIELD-INSTALLED)

LINE 1

LINE 2

LINE 3

NEUTRAL

GROUND

PART NUMBER	AMPERAGE	SERIES	VOLTAGE
PWA-GDS-12L-1	1200A	LARGE	120V
PWA-GDS-12L-2	1200A	LARGE	120/240V
PWA-GDS-12L-3	1200A	LARGE	208V
PWA-GDS-12L-4	1200A	LARGE	120/208V
PWA-GDS-12L-5	1200A	LARGE	480V
PWA-GDS-12L-6	1200A	LARGE	277/480V
PWA-GDS-12L-7	1200A	LARGE	600V
PWA-GDS-12L-8	1200A	LARGE	347/600V

REVISION RECORD:			
No.	Date	Description	In.

PROFESSIONAL SEAL:



**POWER ASSEMBLIES  
ENGINEERING**

915 E Dale Ave, #100  
Henderson, NV 89044  
(877)597-5785

1650 NW 18th St, Ste 807A  
Pompano Beach, FL 33069  
(866)825-8525

[sales@powerassemblies.com](mailto:sales@powerassemblies.com)  
[WWW.POWERASSEMBLIES.COM](http://WWW.POWERASSEMBLIES.COM)

DRAWING TITLE:

**PWA-GDS-12L**

BUILD NAME:

**1200A Large Generator Docking Station**

THIS DOCUMENT CONTAINS PROPRIETARY INFORMATION OF POWER ASSEMBLIES, LLC.  
ALL RIGHTS OF DESIGN FEATURES AND/OR INVENTIONS ARE RESERVED BY POWER ASSEMBLIES, LLC. THIS DRAWING MAY NOT BE REPRODUCED,  
TRANSFERRED OR USED FOR DESIGN AND MANUFACTURING PURPOSES WITHOUT EXPRESSED CONSENT FROM POWER ASSEMBLIES, LLC.

**REV A**

Revision/Version No.

**AS**

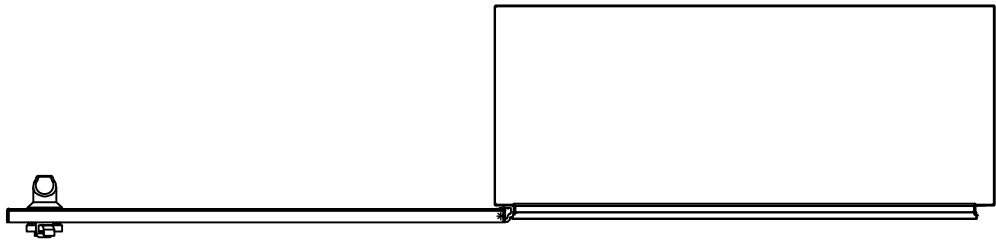
Drawing By

**06/08/2022**

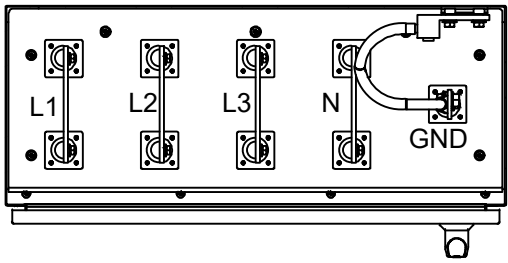
Date

**1 OF 1**

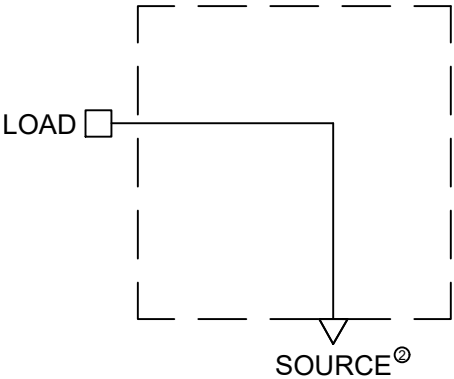
Sheet No.



TOP  
VIEW



INTERNAL  
TOP VIEW

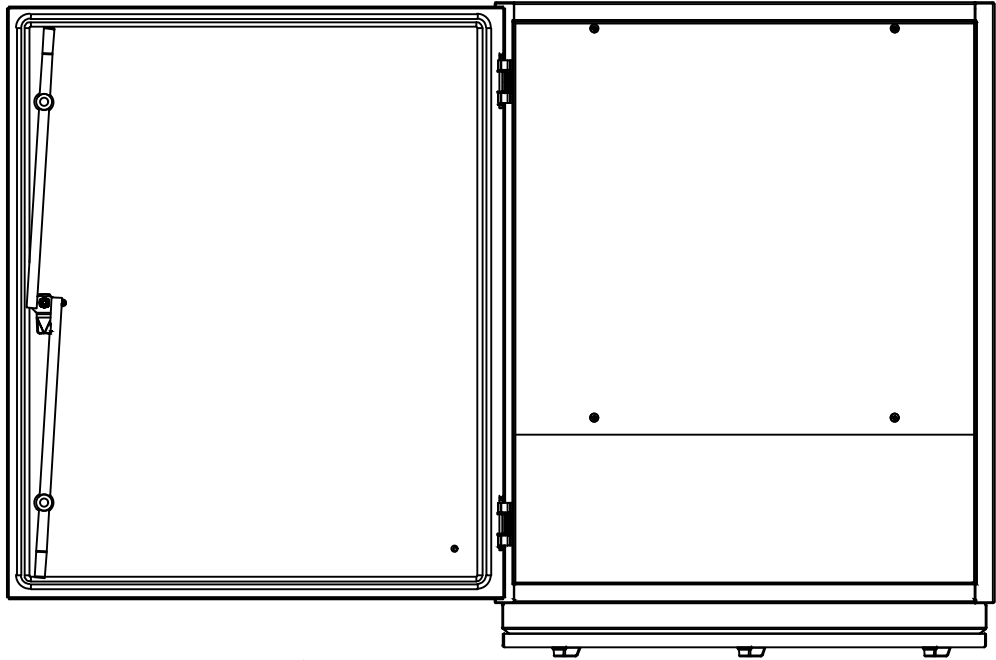


ONE-LINE KEYNOTES<sup>®</sup>

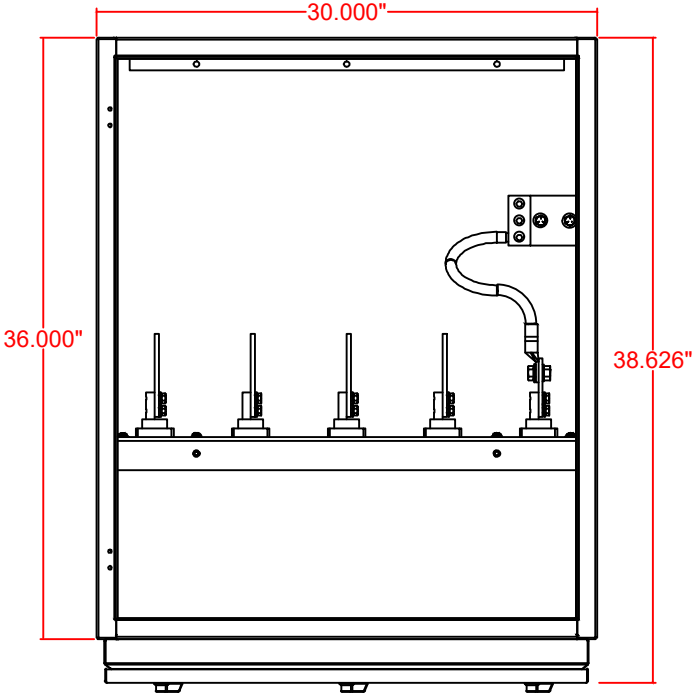
- 1. Fusible or Non-Fusible
- 2. Cams to Source: S16 Male
- 3. Cams to Load: S16 Female

LEGEND

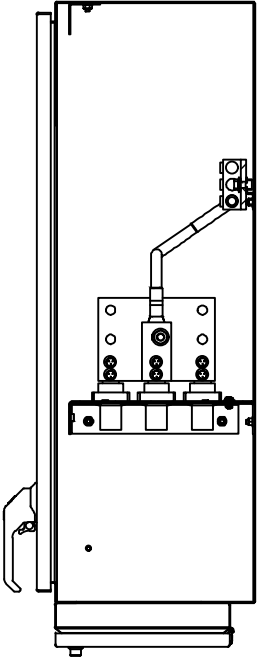
SYMBOL	DESCRIPTION
	SAFETY SWITCH
	MALE CAMLOCK CONNECTION
	FEMALE CAMLOCK CONNECTION
	HARDWIRED CABLE CONNECTION (FIELD-INSTALLED)



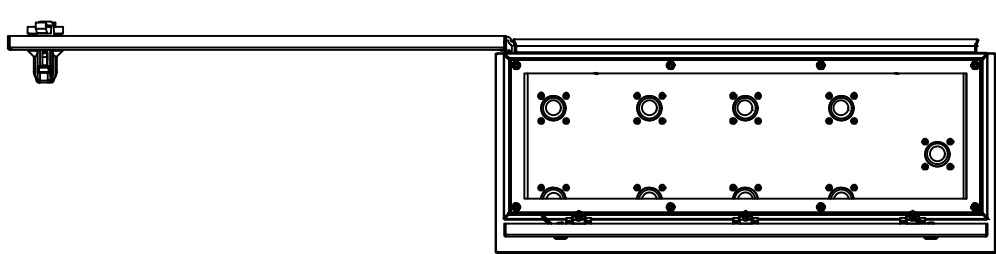
DEADFRONT  
VIEW



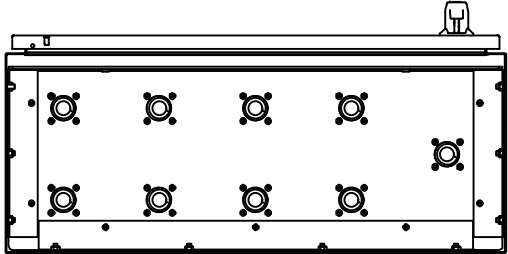
INTERNAL  
FRONT VIEW



INTERNAL  
SIDE VIEW



BOTTOM  
VIEW



INTERNAL  
BOTTOM VIEW

PART NUMBER	AMPERAGE	SERIES	VOLTAGE
PWA-GDS-08S-1	800A	STANDARD	120V
PWA-GDS-08S-2	800A	STANDARD	120/240V
PWA-GDS-08S-3	800A	STANDARD	208V
PWA-GDS-08S-4	800A	STANDARD	120/208V
PWA-GDS-08S-5	800A	STANDARD	480V
PWA-GDS-08S-6	800A	STANDARD	277/480V
PWA-GDS-08S-7	800A	STANDARD	600V
PWA-GDS-08S-8	800A	STANDARD	347/600V

\*\*BLANKS INSTALLED FOR 2P2W, 2P3W, AND 3P3W APPLICATIONS

REVISION RECORD:

No.	Date	Description	In.

PROFESSIONAL SEAL:



POWER ASSEMBLIES  
ENGINEERING

915 E Dale Ave, #100  
Henderson, NV 89044  
(877)597-5785

1650 NW 18th St, Ste 807A  
Pompano Beach, FL 33069  
(866)825-8525

sales@powerassemblies.com  
WWW.POWERASSEMBLIES.COM

DRAWING TITLE:

PWA-GDS-08S

BUILD NAME:

800A Standard Generator Docking Station

THIS DOCUMENT CONTAINS PROPRIETARY INFORMATION OF POWER ASSEMBLIES, LLC.  
ALL RIGHTS OF DESIGN FEATURES AND/OR INVENTIONS ARE RESERVED BY POWER ASSEMBLIES, LLC. THIS DRAWING MAY NOT BE REPRODUCED,  
TRANSFERRED OR USED FOR DESIGN AND MANUFACTURING PURPOSES WITHOUT EXPRESSED CONSENT FROM POWER ASSEMBLIES, LLC.

REV A

Revision/Version No.

AS

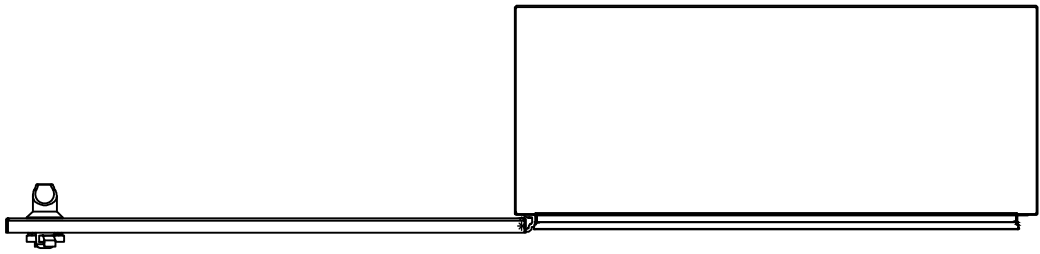
Drawing By

06/08/2022

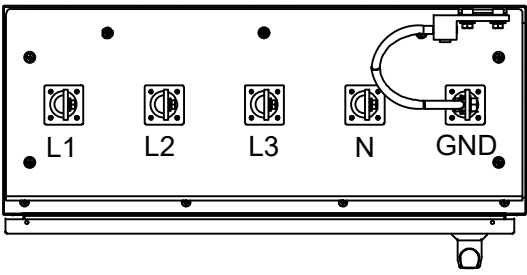
Date

1 OF 1

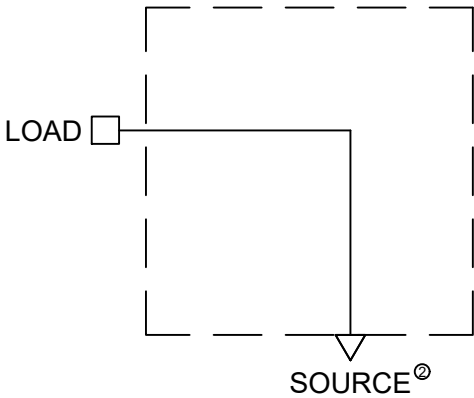
Sheet No.



TOP  
VIEW



INTERNAL  
TOP VIEW

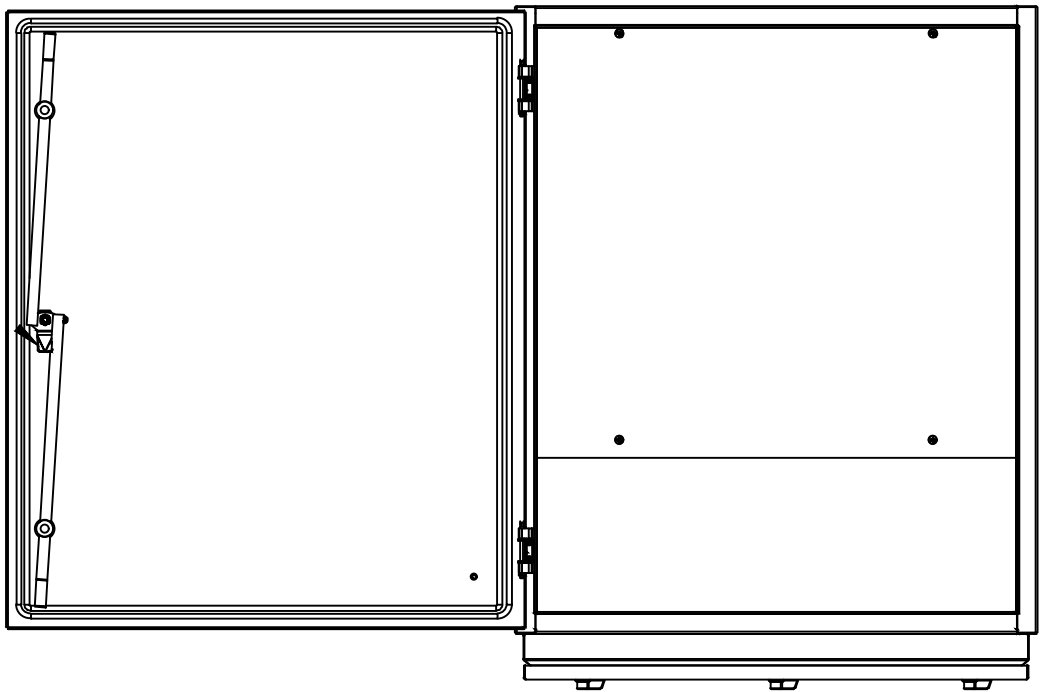


ONE-LINE KEYNOTES<sup>⑩</sup>

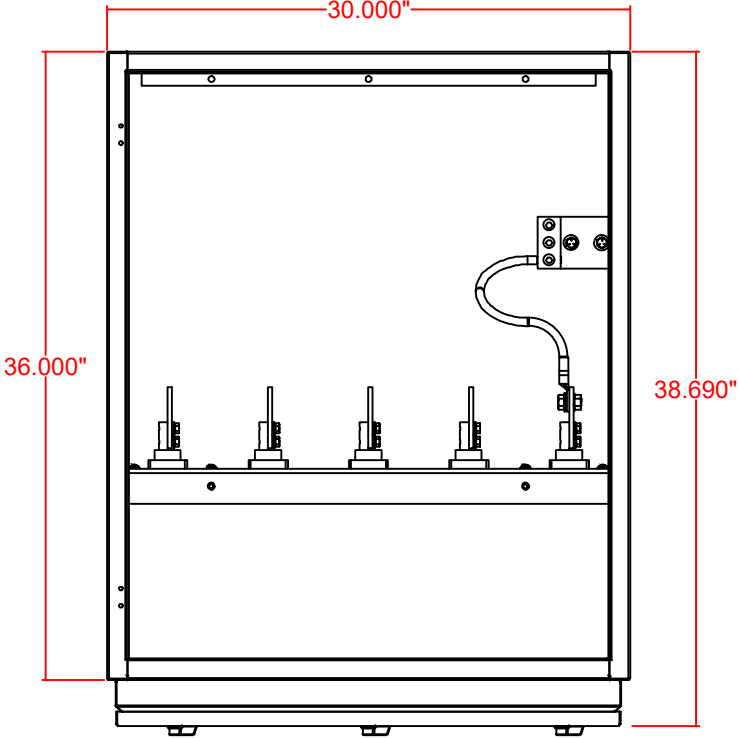
- 1. Fusible or Non-Fusible
- 2. Cams to Source: S16 Male
- 3. Cams to Load: S16 Female

LEGEND

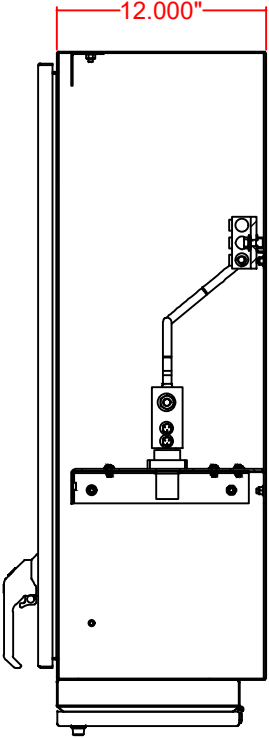
SYMBOL	DESCRIPTION
	SAFETY SWITCH
	MALE CAMLOCK CONNECTION
	FEMALE CAMLOCK CONNECTION
	HARDWIRED CABLE CONNECTION (FIELD-INSTALLED)



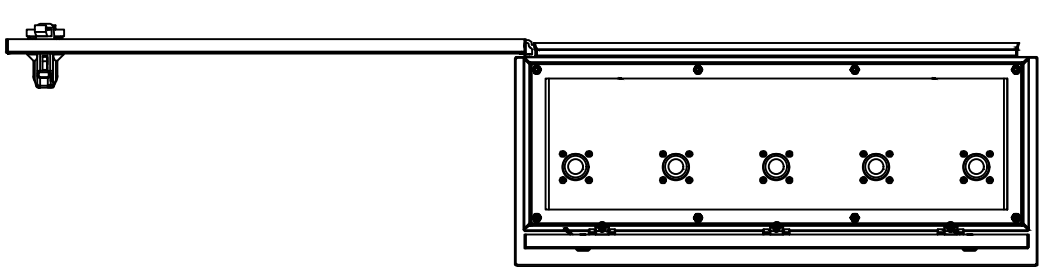
DEADFRONT  
VIEW



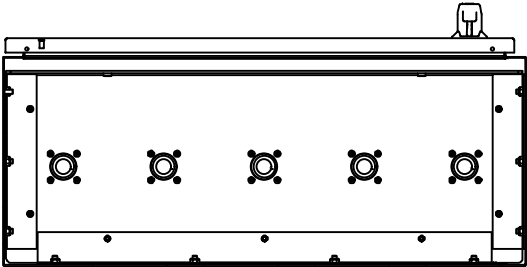
INTERNAL  
FRONT VIEW



INTERNAL  
SIDE VIEW



BOTTOM  
VIEW



INTERNAL  
BOTTOM VIEW

PART NUMBER	AMPERAGE	SERIES	VOLTAGE
PWA-GDS-04S-1	400A	STANDARD	120V
PWA-GDS-04S-2	400A	STANDARD	120/240V
PWA-GDS-04S-3	400A	STANDARD	208V
PWA-GDS-04S-4	400A	STANDARD	120/208V
PWA-GDS-04S-5	400A	STANDARD	480V
PWA-GDS-04S-6	400A	STANDARD	277/480V
PWA-GDS-04S-7	400A	STANDARD	600V
PWA-GDS-04S-8	400A	STANDARD	347/600V

\*\*BLANKS INSTALLED FOR 2P2W, 2P3W, AND 3P3W APPLICATIONS

REVISION RECORD:

No.	Date	Description	In.

PROFESSIONAL SEAL:



POWER ASSEMBLIES  
ENGINEERING

915 E Dale Ave, #100  
Henderson, NV 89044  
(877)597-5785

1650 NW 18th St, Ste 807A  
Pompano Beach, FL 33069  
(866)825-8525

sales@powerassemblies.com  
WWW.POWERASSEMBLIES.COM

DRAWING TITLE:

PWA-GDS-04S

BUILD NAME:

400A Standard Generator Docking Station

THIS DOCUMENT CONTAINS PROPRIETARY INFORMATION OF POWER ASSEMBLIES, LLC.  
ALL RIGHTS OF DESIGN FEATURES AND/OR INVENTIONS ARE RESERVED BY POWER ASSEMBLIES, LLC. THIS DRAWING MAY NOT BE REPRODUCED,  
TRANSFERRED OR USED FOR DESIGN AND MANUFACTURING PURPOSES WITHOUT EXPRESSED CONSENT FROM POWER ASSEMBLIES, LLC.

REV A

Revision/Version No.

AS

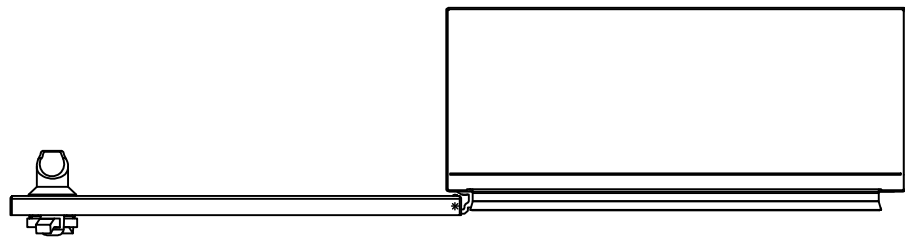
Drawing By

06/08/2022

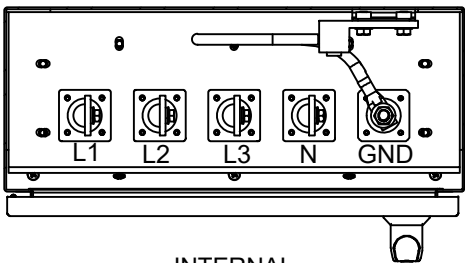
Date

1 OF 1

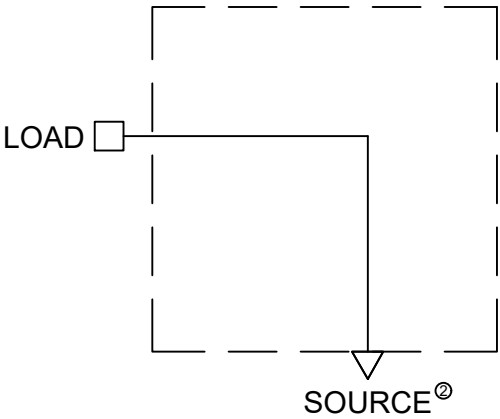
Sheet No.



TOP  
VIEW



INTERNAL  
TOP VIEW

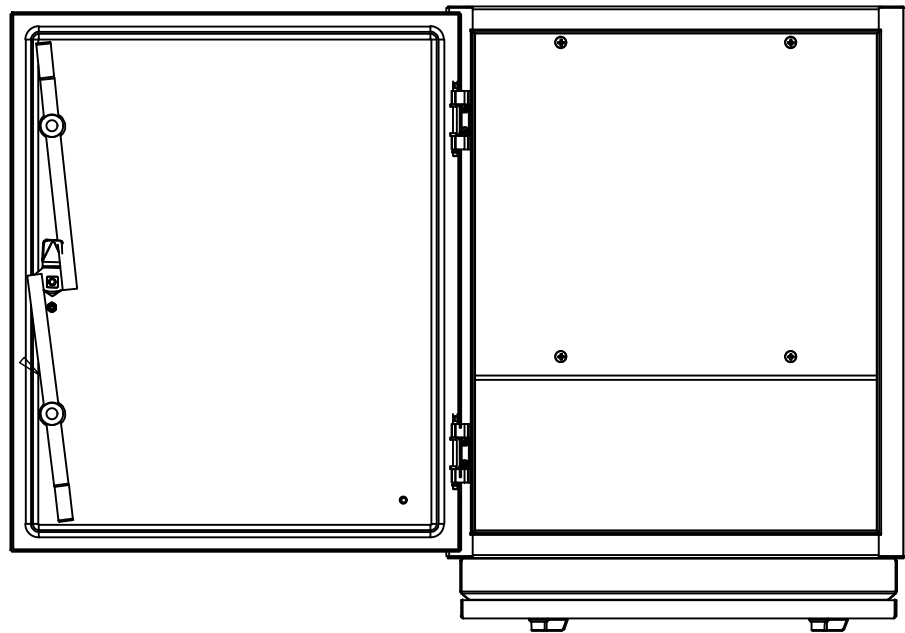


ONE-LINE KEYNOTES<sup>00</sup>

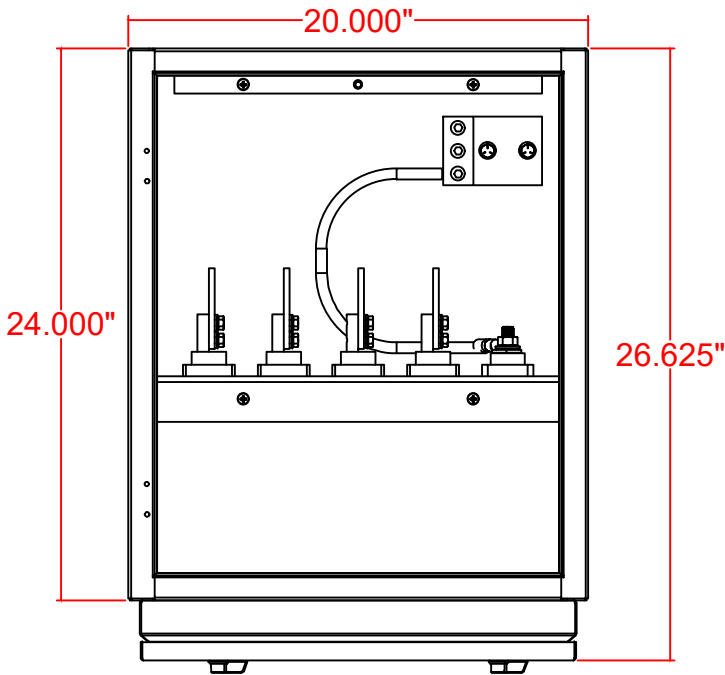
- 1. Fusible or Non-Fusible
- 2. Cams to Source: S16 Male
- 3. Cams to Load: S16 Female

LEGEND

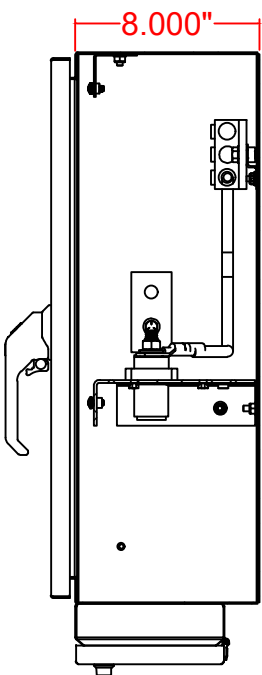
SYMBOL	DESCRIPTION
	SAFETY SWITCH
	MALE CAMLOCK CONNECTION
	FEMALE CAMLOCK CONNECTION
	HARDWIRED CABLE CONNECTION (FIELD-INSTALLED)



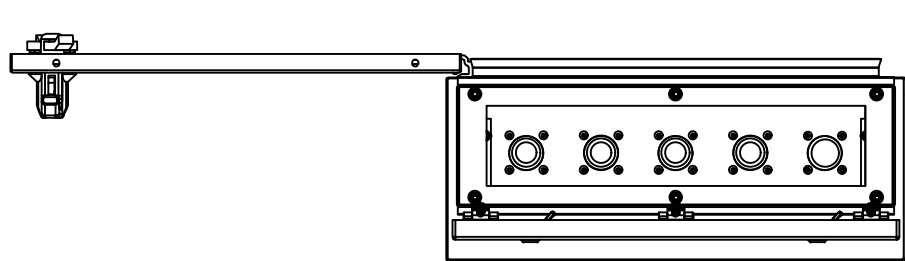
DEADFRONT  
VIEW



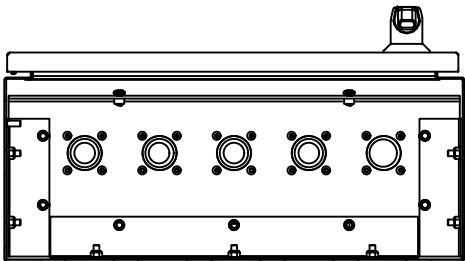
INTERNAL  
FRONT VIEW



INTERNAL  
SIDE VIEW



BOTTOM  
VIEW



INTERNAL  
BOTTOM VIEW

PART NUMBER	AMPERAGE	SERIES	VOLTAGE
PWA-GDS-04M-1	400A	MINI	120V
PWA-GDS-04M-2	400A	MINI	120/240V
PWA-GDS-04M-3	400A	MINI	208V
PWA-GDS-04M-4	400A	MINI	120/208V
PWA-GDS-04M-5	400A	MINI	480V
PWA-GDS-04M-6	400A	MINI	277/480V
PWA-GDS-04M-7	400A	MINI	600V
PWA-GDS-04M-8	400A	MINI	347/600V

**\*\*BLANKS INSTALLED FOR 2P2W, 2P3W, AND 3P3W APPLICATIONS**

REVISION RECORD:

No.	Date	Description	In.

PROFESSIONAL SEAL:



POWER ASSEMBLIES  
ENGINEERING

915 E Dale Ave, #100  
Henderson, NV 89044  
(877)597-5785

1650 NW 18th St, Ste 807A  
Pompano Beach, FL 33069  
(866)825-8525

sales@powerassemblies.com  
WWW.POWERASSEMBLIES.COM

DRAWING TITLE:

PWA-GDS-04M

BUILD NAME:

400A Mini Generator Docking Station

THIS DOCUMENT CONTAINS PROPRIETARY INFORMATION OF POWER ASSEMBLIES, LLC.  
ALL RIGHTS OF DESIGN FEATURES AND/OR INVENTIONS ARE RESERVED BY POWER ASSEMBLIES, LLC. THIS DRAWING MAY NOT BE REPRODUCED,  
TRANSFERRED OR USED FOR DESIGN AND MANUFACTURING PURPOSES WITHOUT EXPRESSED CONSENT FROM POWER ASSEMBLIES, LLC

REV A

Revision/Version No.

AS

Drawing By

06/07/2022

Date

1 OF 1

Sheet No.