

ONE-LINE KEYNOTES [Ⓞ]

1. Fusible or Non-Fusible
2. Cams to Source: S16 Male
3. Cams to Load: S16 Female

LEGEND

SYMBOL	DESCRIPTION
	SAFETY SWITCH
	MALE CAMLOCK CONNECTION
	FEMALE CAMLOCK CONNECTION
	HARDWIRED CABLE CONNECTION (FIELD-INSTALLED)

100A DOUBLE-THROW, FUSIBLE			
PART NUMBER	H	W	D
PWA-CCS-01DFN_-1	51.40 in.	11.20 in.	11.20 in.
PWA-CCS-01DFS_-1	51.40 in.	11.20 in.	11.20 in.
PWA-CCS-01DFN_-2	51.40 in.	11.20 in.	11.20 in.
PWA-CCS-01DFS_-2	51.40 in.	11.20 in.	11.20 in.
PWA-CCS-01DFX_-3	51.40 in.	11.20 in.	11.20 in.
PWA-CCS-01DFN_-4	51.40 in.	11.20 in.	11.20 in.
PWA-CCS-01DFX_-5	51.40 in.	27.60 in.	8.80 in.
PWA-CCS-01DFN_-6	51.40 in.	27.60 in.	8.80 in.
PWA-CCS-01DFX_-7	51.40 in.	27.60 in.	8.80 in.
PWA-CCS-01DFN_-8	51.40 in.	27.60 in.	8.80 in.

200A DOUBLE-THROW, FUSIBLE			
PART NUMBER	H	W	D
PWA-CCS-02DFN_-1	51.40 in.	11.20 in.	11.20 in.
PWA-CCS-02DFS_-1	51.40 in.	11.20 in.	11.20 in.
PWA-CCS-02DFN_-2	51.40 in.	11.20 in.	11.20 in.
PWA-CCS-02DFS_-2	51.40 in.	11.20 in.	11.20 in.
PWA-CCS-02DFX_-3	51.40 in.	11.20 in.	11.20 in.
PWA-CCS-02DFN_-4	51.40 in.	11.20 in.	11.20 in.
PWA-CCS-02DFX_-5	51.40 in.	27.60 in.	8.80 in.
PWA-CCS-02DFN_-6	51.40 in.	27.60 in.	8.80 in.
PWA-CCS-02DFX_-7	51.40 in.	27.60 in.	8.80 in.
PWA-CCS-02DFN_-8	51.40 in.	27.60 in.	8.80 in.

400A DOUBLE-THROW, FUSIBLE			
PART NUMBER	H	W	D
PWA-CCS-04DFN_-1	74.80 in.	26.30 in.	8.80 in.
PWA-CCS-04DFS_-1	74.80 in.	26.30 in.	8.80 in.
PWA-CCS-04DFN_-2	74.80 in.	26.30 in.	8.80 in.
PWA-CCS-04DFS_-2	74.80 in.	26.30 in.	8.80 in.
PWA-CCS-04DFX_-3	74.80 in.	26.30 in.	8.80 in.
PWA-CCS-04DFN_-4	74.80 in.	26.30 in.	8.80 in.
PWA-CCS-04DFX_-5	74.80 in.	26.30 in.	8.80 in.
PWA-CCS-04DFN_-6	74.80 in.	26.30 in.	8.80 in.
PWA-CCS-04DFX_-7	74.80 in.	26.30 in.	8.80 in.
PWA-CCS-04DFN_-8	74.80 in.	26.30 in.	8.80 in.

100A DOUBLE-THROW, NON-FUSIBLE			
PART NUMBER	H	W	D
PWA-CCS-01DNN_-1	32.50 in.	20.63 in.	10.63 in.
PWA-CCS-01DNS_-1	32.50 in.	20.63 in.	10.63 in.
PWA-CCS-01DNN_-2	32.50 in.	20.63 in.	10.63 in.
PWA-CCS-01DNS_-2	32.50 in.	24.13 in.	10.63 in.
PWA-CCS-01DNX_-3	32.50 in.	24.13 in.	10.63 in.
PWA-CCS-01DNN_-4	32.50 in.	24.13 in.	10.63 in.
PWA-CCS-01DNS_-4	39.00 in.	30.21 in.	10.63 in.
PWA-CCS-01DNX_-5	32.50 in.	20.63 in.	10.63 in.
PWA-CCS-01DNN_-6	32.50 in.	20.63 in.	10.63 in.
PWA-CCS-01DNX_-7	32.50 in.	20.63 in.	10.63 in.
PWA-CCS-01DNN_-8	32.50 in.	20.63 in.	10.63 in.

200A DOUBLE-THROW, NON-FUSIBLE			
PART NUMBER	H	W	D
PWA-CCS-02DNN_-1	32.50 in.	20.63 in.	10.63 in.
PWA-CCS-02DNS_-1	32.50 in.	20.63 in.	10.63 in.
PWA-CCS-02DNN_-2	32.50 in.	20.63 in.	10.63 in.
PWA-CCS-02DNS_-2	32.50 in.	24.13 in.	10.63 in.
PWA-CCS-02DNX_-3	32.50 in.	24.13 in.	10.63 in.
PWA-CCS-02DNN_-4	32.50 in.	24.13 in.	10.63 in.
PWA-CCS-02DNS_-4	39.00 in.	30.21 in.	10.63 in.
PWA-CCS-02DNX_-5	32.50 in.	20.63 in.	10.63 in.
PWA-CCS-02DNN_-6	32.50 in.	20.63 in.	10.63 in.
PWA-CCS-02DNX_-7	32.50 in.	20.63 in.	10.63 in.
PWA-CCS-02DNN_-8	32.50 in.	20.63 in.	10.63 in.

400A DOUBLE-THROW, NON-FUSIBLE			
PART NUMBER	H	W	D
PWA-CCS-04DNN_-1	54.20 in.	23.00 in.	7.25 in.
PWA-CCS-04DNS_-1	54.20 in.	23.00 in.	7.25 in.
PWA-CCS-04DNN_-2	54.20 in.	23.00 in.	7.25 in.
PWA-CCS-04DNS_-2	54.20 in.	23.00 in.	7.25 in.
PWA-CCS-04DNX_-3	54.20 in.	23.00 in.	7.25 in.
PWA-CCS-04DNN_-4	54.20 in.	23.00 in.	7.25 in.
PWA-CCS-04DNX_-5	54.20 in.	23.00 in.	7.25 in.
PWA-CCS-04DNN_-6	54.20 in.	23.00 in.	7.25 in.
PWA-CCS-04DNX_-7	54.20 in.	23.00 in.	7.25 in.
PWA-CCS-04DNN_-8	54.20 in.	23.00 in.	7.25 in.

NOTE: "_" DENOTES PLACEHOLDER FOR ALL OPTIONS IN DESIGNATED CATEGORY

REVISION RECORD:			
No.	Date	Description	In.

PROFESSIONAL SEAL:



POWER ASSEMBLIES ENGINEERING

915 E Dale Ave. #100 Henderson, NV 89044 (877)597-5785
 1650 NW 18th St, Ste 807A Pompano Beach, FL 33069 (866)825-8525

sales@powerassemblies.com
 WWW.POWERASSEMBLIES.COM

DRAWING TITLE:

100A-400A Double-Throw

BUILD NAME:

Camlock Connection Switch

THIS DOCUMENT CONTAINS PROPRIETARY INFORMATION OF POWER ASSEMBLIES, LLC. ALL RIGHTS OF DESIGN FEATURES AND/OR INVENTIONS ARE RESERVED BY POWER ASSEMBLIES, LLC. THIS DRAWING MAY NOT BE REPRODUCED, TRANSFERRED OR USED FOR DESIGN AND MANUFACTURING PURPOSES WITHOUT EXPRESSED CONSENT FROM POWER ASSEMBLIES, LLC.

REV A

Revision/Version No.

AS

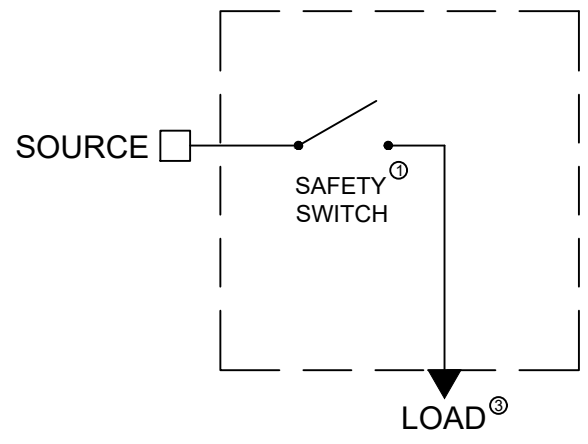
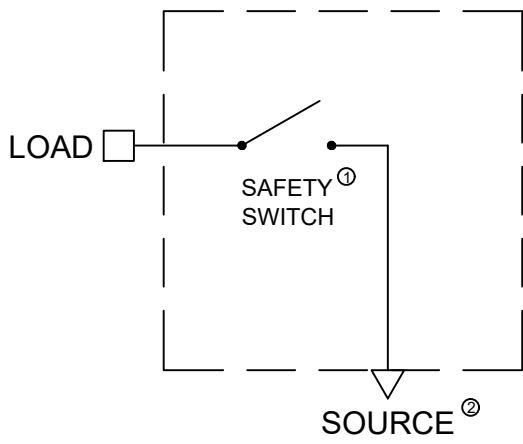
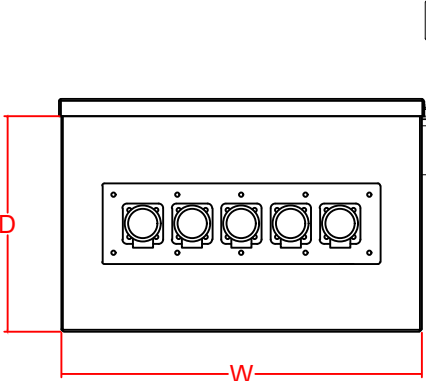
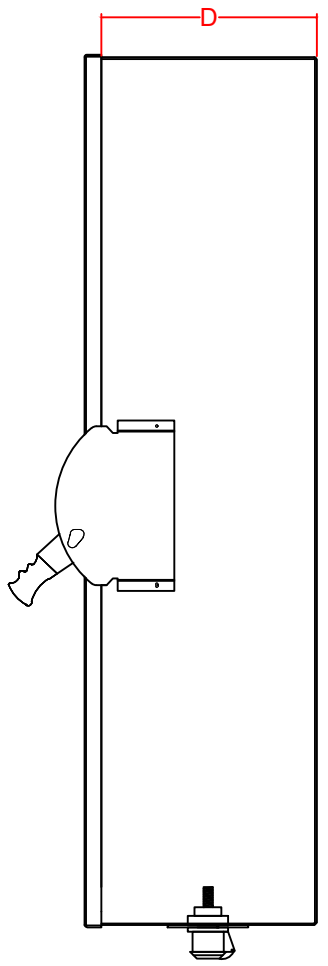
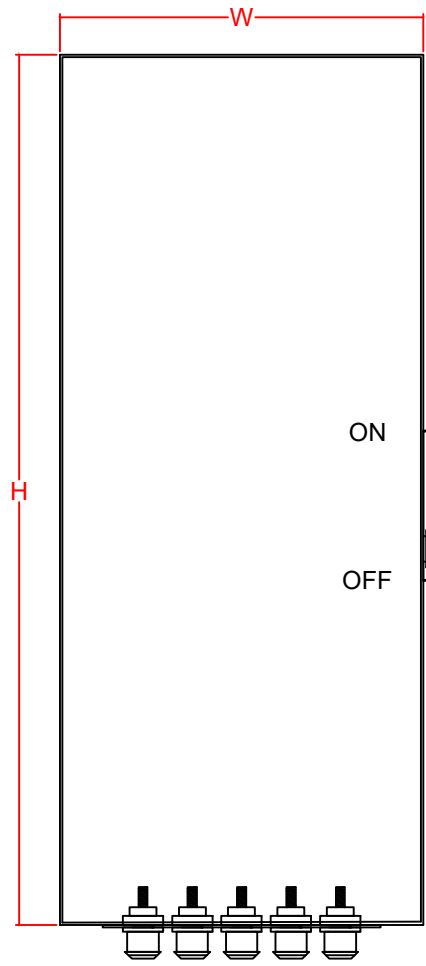
Drawing By

12/17/2021

Date

1 OF 1

Sheet No.



ONE-LINE KEYNOTES ①

1. Fusible or Non-Fusible
2. Cams to Source: S16 Male
3. Cams to Load: S16 Female

LEGEND

SYMBOL	DESCRIPTION
	SAFETY SWITCH
	MALE CAMLOCK CONNECTION
	FEMALE CAMLOCK CONNECTION
	HARDWIRED CABLE CONNECTION (FIELD-INSTALLED)

100A SINGLE-THROW, FUSIBLE			
PART NUMBER	H	W	D
PWA-CCS-01SFN -1	29.00 in.	17.25 in.	8.75 in.
PWA-CCS-01SFS -1	29.00 in.	17.25 in.	8.75 in.
PWA-CCS-01SFN -2	29.00 in.	17.25 in.	8.75 in.
PWA-CCS-01SFS -2	29.00 in.	17.25 in.	8.75 in.
PWA-CCS-01SFX -3	29.00 in.	17.25 in.	8.75 in.
PWA-CCS-01SFN -4	29.00 in.	17.25 in.	8.75 in.
PWA-CCS-01SFS -4	29.00 in.	23.25 in.	8.75 in.
PWA-CCS-01SFX -5	29.00 in.	17.25 in.	8.75 in.
PWA-CCS-01SFN -6	29.00 in.	17.25 in.	8.75 in.
PWA-CCS-01SFS -6	29.00 in.	23.25 in.	8.75 in.
PWA-CCS-01SFX -7	29.00 in.	17.25 in.	8.75 in.
PWA-CCS-01SFN -8	29.00 in.	17.25 in.	8.75 in.
PWA-CCS-01SFS -8	29.00 in.	23.25 in.	8.75 in.

200A SINGLE-THROW, FUSIBLE			
PART NUMBER	H	W	D
PWA-CCS-02SFN -1	29.00 in.	17.25 in.	8.75 in.
PWA-CCS-02SFS -1	29.00 in.	17.25 in.	8.75 in.
PWA-CCS-02SFN -2	29.00 in.	17.25 in.	8.75 in.
PWA-CCS-02SFS -2	29.00 in.	17.25 in.	8.75 in.
PWA-CCS-02SFX -3	29.00 in.	17.25 in.	8.75 in.
PWA-CCS-02SFN -4	29.00 in.	17.25 in.	8.75 in.
PWA-CCS-02SFS -4	29.00 in.	23.25 in.	8.75 in.
PWA-CCS-02SFX -5	29.00 in.	17.25 in.	8.75 in.
PWA-CCS-02SFN -6	29.00 in.	17.25 in.	8.75 in.
PWA-CCS-02SFS -6	29.00 in.	23.25 in.	8.75 in.
PWA-CCS-02SFX -7	29.00 in.	17.25 in.	8.75 in.
PWA-CCS-02SFN -8	29.00 in.	17.25 in.	8.75 in.
PWA-CCS-02SFS -8	29.00 in.	23.25 in.	8.75 in.

400A SINGLE-THROW, FUSIBLE			
PART NUMBER	H	W	D
PWA-CCS-04SFN -1	46.25 in.	26.25 in.	9.75 in.
PWA-CCS-04SFS -1	46.25 in.	26.25 in.	9.75 in.
PWA-CCS-04SFN -2	46.25 in.	26.25 in.	9.75 in.
PWA-CCS-04SFS -2	46.25 in.	26.25 in.	9.75 in.
PWA-CCS-04SFX -3	46.25 in.	26.25 in.	9.75 in.
PWA-CCS-04SFN -4	46.25 in.	26.25 in.	9.75 in.
PWA-CCS-04SFS -4	46.25 in.	32.50 in.	9.75 in.
PWA-CCS-04SFX -5	46.25 in.	26.25 in.	9.75 in.
PWA-CCS-04SFN -6	46.25 in.	26.25 in.	9.75 in.
PWA-CCS-04SFS -6	46.25 in.	32.50 in.	9.75 in.
PWA-CCS-04SFX -7	46.25 in.	26.25 in.	9.75 in.
PWA-CCS-04SFN -8	46.25 in.	26.25 in.	9.75 in.
PWA-CCS-04SFS -8	46.25 in.	32.50 in.	9.75 in.

100A SINGLE-THROW, NON-FUSIBLE			
PART NUMBER	H	W	D
PWA-CCS-01SNN -1	29.00 in.	17.25 in.	8.75 in.
PWA-CCS-01SNS -1	29.00 in.	17.25 in.	8.75 in.
PWA-CCS-01SNN -2	29.00 in.	17.25 in.	8.75 in.
PWA-CCS-01SNS -2	29.00 in.	17.25 in.	8.75 in.
PWA-CCS-01SNX -3	29.00 in.	17.25 in.	8.75 in.
PWA-CCS-01SNN -4	29.00 in.	17.25 in.	8.75 in.
PWA-CCS-01SNS -4	29.00 in.	23.25 in.	8.75 in.
PWA-CCS-01SNX -5	29.00 in.	17.25 in.	8.75 in.
PWA-CCS-01SNN -6	29.00 in.	17.25 in.	8.75 in.
PWA-CCS-01SNS -6	29.00 in.	23.25 in.	8.75 in.
PWA-CCS-01SNX -7	29.00 in.	17.25 in.	8.75 in.
PWA-CCS-01SNN -8	29.00 in.	17.25 in.	8.75 in.
PWA-CCS-01SNS -8	29.00 in.	23.25 in.	8.75 in.

200A SINGLE-THROW, NON-FUSIBLE			
PART NUMBER	H	W	D
PWA-CCS-02SNN -1	29.00 in.	17.25 in.	8.75 in.
PWA-CCS-02SNS -1	29.00 in.	17.25 in.	8.75 in.
PWA-CCS-02SNN -2	29.00 in.	17.25 in.	8.75 in.
PWA-CCS-02SNS -2	29.00 in.	17.25 in.	8.75 in.
PWA-CCS-02SNX -3	29.00 in.	17.25 in.	8.75 in.
PWA-CCS-02SNN -4	29.00 in.	17.25 in.	8.75 in.
PWA-CCS-02SNS -4	29.00 in.	23.25 in.	8.75 in.
PWA-CCS-02SNX -5	29.00 in.	17.25 in.	8.75 in.
PWA-CCS-02SNN -6	29.00 in.	17.25 in.	8.75 in.
PWA-CCS-02SNS -6	29.00 in.	23.25 in.	8.75 in.
PWA-CCS-02SNX -7	29.00 in.	17.25 in.	8.75 in.
PWA-CCS-02SNN -8	29.00 in.	17.25 in.	8.75 in.
PWA-CCS-02SNS -8	29.00 in.	23.25 in.	8.75 in.

400A SINGLE-THROW, NON-FUSIBLE			
PART NUMBER	H	W	D
PWA-CCS-04SNN -1	46.25 in.	26.25 in.	9.75 in.
PWA-CCS-04SNS -1	46.25 in.	26.25 in.	9.75 in.
PWA-CCS-04SNN -2	46.25 in.	26.25 in.	9.75 in.
PWA-CCS-04SNS -2	46.25 in.	26.25 in.	9.75 in.
PWA-CCS-04SNX -3	46.25 in.	26.25 in.	9.75 in.
PWA-CCS-04SNN -4	46.25 in.	26.25 in.	9.75 in.
PWA-CCS-04SNS -4	46.25 in.	32.50 in.	9.75 in.
PWA-CCS-04SNX -5	46.25 in.	26.25 in.	9.75 in.
PWA-CCS-04SNN -6	46.25 in.	26.25 in.	9.75 in.
PWA-CCS-04SNS -6	46.25 in.	32.50 in.	9.75 in.
PWA-CCS-04SNX -7	46.25 in.	26.25 in.	9.75 in.
PWA-CCS-04SNN -8	46.25 in.	26.25 in.	9.75 in.
PWA-CCS-04SNS -8	46.25 in.	32.50 in.	9.75 in.

NOTE: " _ " DENOTES PLACEHOLDER FOR ALL OPTIONS IN DESIGNATED CATEGORY

REVISION RECORD:

No.	Date	Description	In.

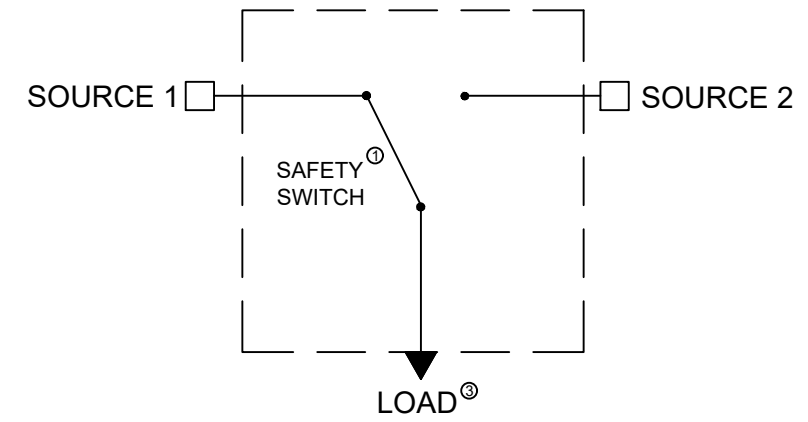
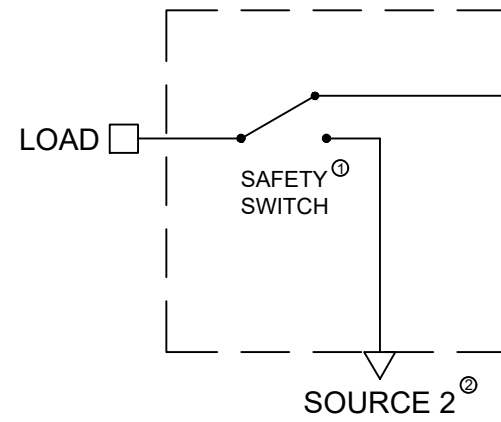
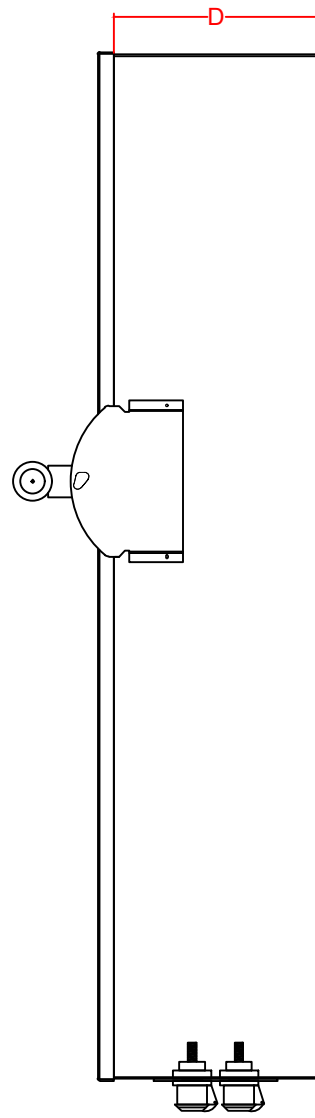
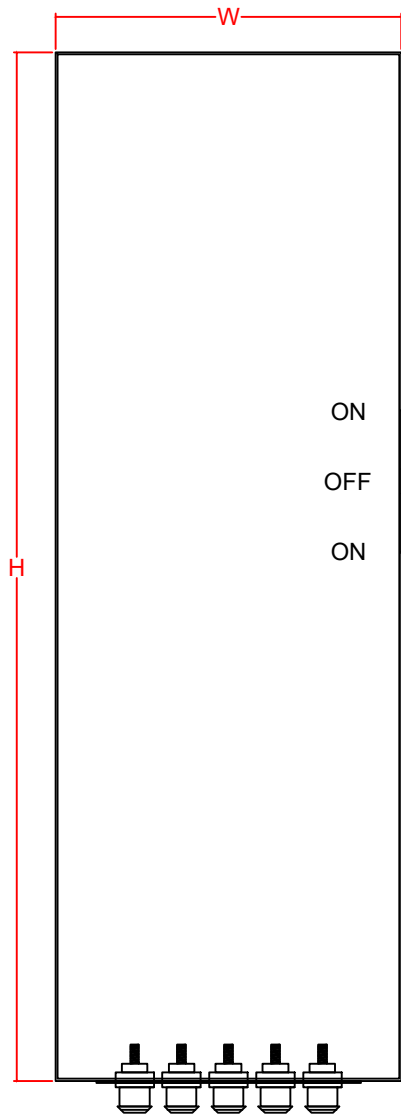
PROFESSIONAL SEAL:



POWER ASSEMBLIES ENGINEERING
 915 E Dale Ave, #100 Henderson, NV 89044 (877)597-5785
 1650 NW 18th St, Ste 807A Pompano Beach, FL 33069 (866)825-8525
 sales@powerassemblies.com
 WWW.POWERASSEMBLIES.COM

DRAWING TITLE:
100A-400A Single-Throw Camlock Connection Switch
 BUILD NAME:
 THIS DOCUMENT CONTAINS PROPRIETARY INFORMATION OF POWER ASSEMBLIES, LLC. ALL RIGHTS OF DESIGN FEATURES AND/OR INVENTIONS ARE RESERVED BY POWER ASSEMBLIES, LLC. THIS DRAWING MAY NOT BE REPRODUCED, TRANSFERRED OR USED FOR DESIGN AND MANUFACTURING PURPOSES WITHOUT EXPRESSED CONSENT FROM POWER ASSEMBLIES, LLC.

REV A
 Revision/Version No.
AS
 Drawing By
12/17/2021
 Date
 1 of 1
 Sheet No.

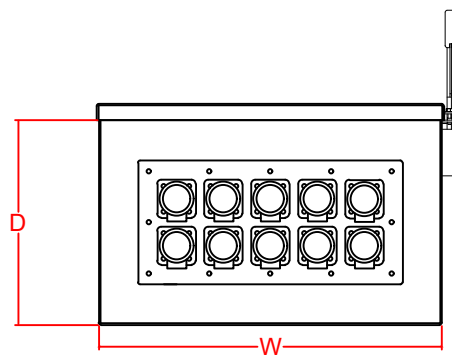


ONE-LINE KEYNOTES[Ⓞ]

1. Fusible or Non-Fusible
2. Cams to Source: S16 Male
3. Cams to Load: S16 Female

LEGEND

SYMBOL	DESCRIPTION
	SAFETY SWITCH
	MALE CAMLOCK CONNECTION
	FEMALE CAMLOCK CONNECTION
	HARDWIRED CABLE CONNECTION (FIELD-INSTALLED)



600A DOUBLE-THROW, FUSIBLE			
PART NUMBER	H	W	D
PWA-CCS-06DFN_-1	58.90 in.	28.10 in.	20.50 in.
PWA-CCS-06DFS_-1	58.90 in.	28.10 in.	20.50 in.
PWA-CCS-06DFN_-2	58.90 in.	28.10 in.	20.50 in.
PWA-CCS-06DFS_-2	58.90 in.	28.10 in.	20.50 in.
PWA-CCS-06DFX_-3	58.90 in.	28.10 in.	20.50 in.
PWA-CCS-06DFN_-4	58.90 in.	28.10 in.	20.50 in.
PWA-CCS-06DFX_-5	58.90 in.	28.10 in.	20.50 in.
PWA-CCS-06DFN_-6	58.90 in.	28.10 in.	20.50 in.
PWA-CCS-06DFX_-7	58.90 in.	28.10 in.	20.50 in.
PWA-CCS-06DFN_-8	58.90 in.	28.10 in.	20.50 in.

800A DOUBLE-THROW, FUSIBLE			
PART NUMBER	H	W	D
PWA-CCS-08DFN_-1	58.90 in.	28.10 in.	20.50 in.
PWA-CCS-08DFS_-1	58.90 in.	28.10 in.	20.50 in.
PWA-CCS-08DFN_-2	58.90 in.	28.10 in.	20.50 in.
PWA-CCS-08DFS_-2	58.90 in.	28.10 in.	20.50 in.
PWA-CCS-08DFX_-3	58.90 in.	28.10 in.	20.50 in.
PWA-CCS-08DFN_-4	58.90 in.	28.10 in.	20.50 in.
PWA-CCS-08DFX_-5	58.90 in.	28.10 in.	20.50 in.
PWA-CCS-08DFN_-6	58.90 in.	28.10 in.	20.50 in.
PWA-CCS-08DFX_-7	58.90 in.	28.10 in.	20.50 in.
PWA-CCS-08DFN_-8	58.90 in.	28.10 in.	20.50 in.

600A DOUBLE-THROW, NON-FUSIBLE			
PART NUMBER	H	W	D
PWA-CCS-06DNN_-1	63.76 in.	23.66 in.	8.88 in.
PWA-CCS-06DNS_-1	63.76 in.	23.66 in.	8.88 in.
PWA-CCS-06DNN_-2	63.76 in.	23.66 in.	8.88 in.
PWA-CCS-06DNS_-2	63.76 in.	23.66 in.	8.88 in.
PWA-CCS-06DNN_-3	63.76 in.	23.66 in.	8.88 in.
PWA-CCS-06DNN_-4	63.76 in.	23.66 in.	8.88 in.
PWA-CCS-06DNS_-4	63.60 in.	27.00 in.	8.88 in.
PWA-CCS-06DNN_-5	63.76 in.	23.66 in.	8.88 in.
PWA-CCS-06DNN_-6	63.76 in.	23.66 in.	8.88 in.
PWA-CCS-06DNN_-7	63.76 in.	23.66 in.	8.88 in.
PWA-CCS-06DNN_-8	63.76 in.	23.66 in.	8.88 in.

800A DOUBLE-THROW, NON-FUSIBLE			
PART NUMBER	H	W	D
PWA-CCS-08DNN_-1	63.76 in.	27.00 in.	8.88 in.
PWA-CCS-08DNS_-1	63.76 in.	27.00 in.	8.88 in.
PWA-CCS-08DNN_-2	63.76 in.	27.00 in.	8.88 in.
PWA-CCS-08DNS_-2	63.76 in.	27.00 in.	8.88 in.
PWA-CCS-08DNN_-3	63.76 in.	27.00 in.	8.88 in.
PWA-CCS-08DNN_-4	63.76 in.	27.00 in.	8.88 in.
PWA-CCS-08DNN_-5	63.76 in.	27.00 in.	8.88 in.
PWA-CCS-08DNN_-6	63.76 in.	27.00 in.	8.88 in.
PWA-CCS-08DNN_-7	63.76 in.	27.00 in.	8.88 in.
PWA-CCS-08DNN_-8	63.76 in.	27.00 in.	8.88 in.

NOTE: "_" DENOTES PLACEHOLDER FOR ALL OPTIONS IN DESIGNATED CATEGORY

No.	Date	Description	In.

PROFESSIONAL SEAL:



INNOVATIVE POWER SOLUTIONS

POWER ASSEMBLIES ENGINEERING

915 E Dale Ave, #100 Henderson, NV 89044 (877)597-5785
 1650 NW 18th St, Ste 807A Pompano Beach, FL 33069 (866)825-8525

sales@powerassemblies.com
 WWW.POWERASSEMBLIES.COM

DRAWING TITLE:

600A-800A Double-Throw

BUILD NAME:

Camlock Connection Switch

THIS DOCUMENT CONTAINS PROPRIETARY INFORMATION OF POWER ASSEMBLIES, LLC. ALL RIGHTS OF DESIGN FEATURES AND/OR INVENTIONS ARE RESERVED BY POWER ASSEMBLIES, LLC. THIS DRAWING MAY NOT BE REPRODUCED, TRANSFERRED OR USED FOR DESIGN AND MANUFACTURING PURPOSES WITHOUT EXPRESSED CONSENT FROM POWER ASSEMBLIES, LLC.

REV A

Revision/Version No.

AS

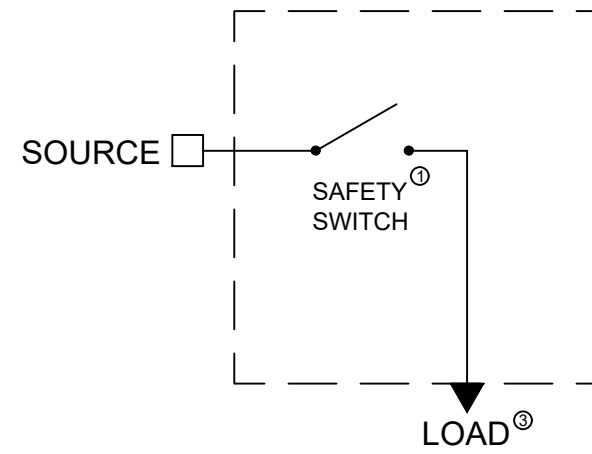
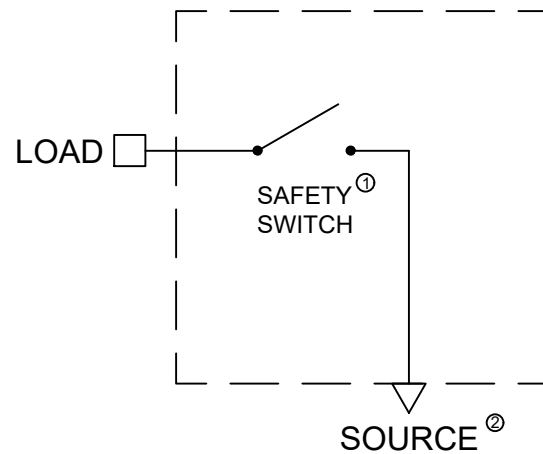
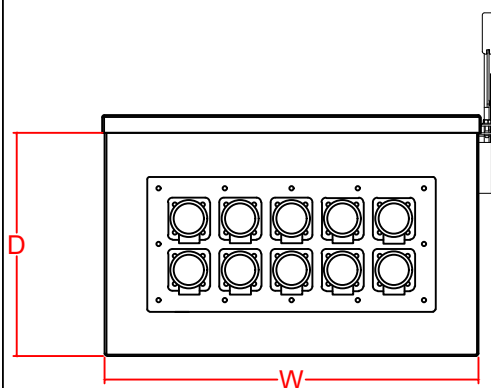
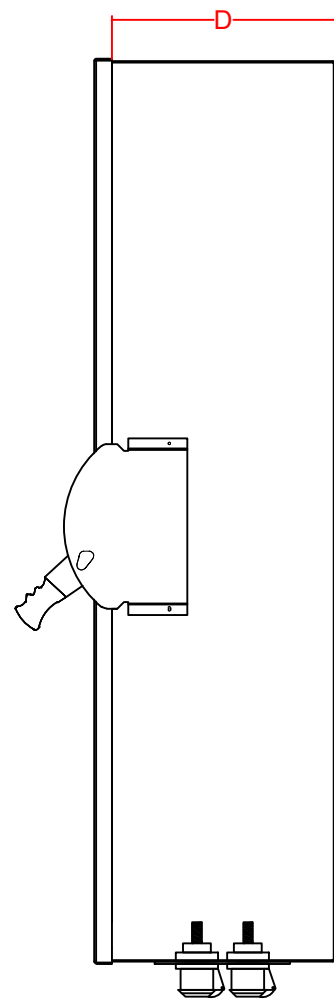
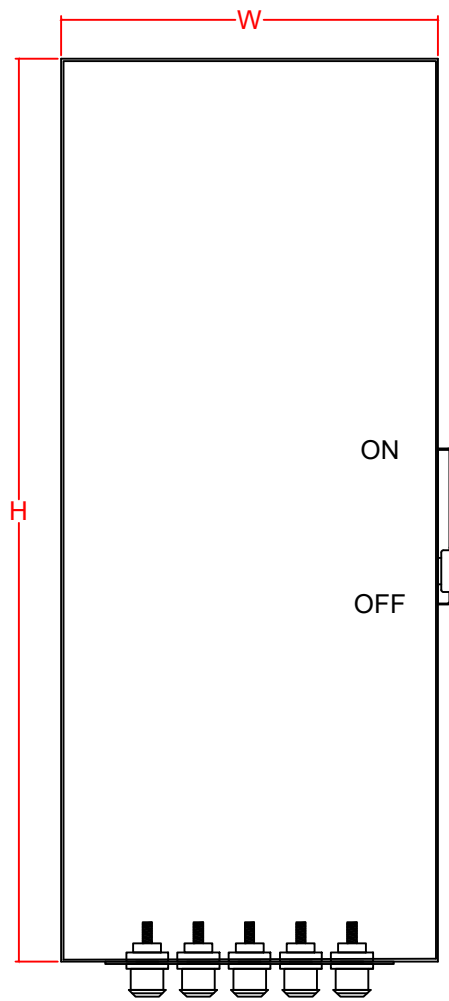
Drawing By

12/17/2021

Date

1 OF 1

Sheet No.



ONE-LINE KEYNOTES^⓪

1. Fusible or Non-Fusible
2. Cams to Source: S16 Male
3. Cams to Load: S16 Female

LEGEND

SYMBOL	DESCRIPTION
	SAFETY SWITCH
	MALE CAMLOCK CONNECTION
	FEMALE CAMLOCK CONNECTION
	HARDWIRED CABLE CONNECTION (FIELD-INSTALLED)

600A SINGLE-THROW, FUSIBLE			
PART NUMBER	H	W	D
PWA-CCS-06SFN_-1	46.25 in.	26.25 in.	9.75 in.
PWA-CCS-06SFS_-1	46.25 in.	26.25 in.	9.75 in.
PWA-CCS-06SFN_-2	46.25 in.	26.25 in.	9.75 in.
PWA-CCS-06SFS_-2	46.25 in.	26.25 in.	9.75 in.
PWA-CCS-06SFX_-3	46.25 in.	26.25 in.	9.75 in.
PWA-CCS-06SFN_-4	46.25 in.	26.25 in.	9.75 in.
PWA-CCS-06SFX_-5	46.25 in.	26.25 in.	9.75 in.
PWA-CCS-06SFN_-6	46.25 in.	26.25 in.	9.75 in.
PWA-CCS-06SFX_-7	46.25 in.	26.25 in.	9.75 in.
PWA-CCS-06SFN_-8	46.25 in.	26.25 in.	9.75 in.

800A SINGLE-THROW, FUSIBLE			
PART NUMBER	H	W	D
PWA-CCS-08SFN_-1	69.13 in.	36.00 in.	14.00 in.
PWA-CCS-08SFS_-1	69.13 in.	36.00 in.	14.00 in.
PWA-CCS-08SFN_-2	69.13 in.	36.00 in.	14.00 in.
PWA-CCS-08SFS_-2	69.13 in.	36.00 in.	14.00 in.
PWA-CCS-08SFX_-3	69.13 in.	36.00 in.	14.00 in.
PWA-CCS-08SFN_-4	69.13 in.	36.00 in.	14.00 in.
PWA-CCS-08SFX_-5	69.13 in.	36.00 in.	14.00 in.
PWA-CCS-08SFN_-6	69.13 in.	36.00 in.	14.00 in.
PWA-CCS-08SFX_-7	69.13 in.	36.00 in.	14.00 in.
PWA-CCS-08SFN_-8	69.13 in.	36.00 in.	14.00 in.

600A SINGLE-THROW, NON-FUSIBLE			
PART NUMBER	H	W	D
PWA-CCS-06SNN_-1	46.25 in.	26.25 in.	9.75 in.
PWA-CCS-06SNS_-1	46.25 in.	26.25 in.	9.75 in.
PWA-CCS-06SNN_-2	46.25 in.	26.25 in.	9.75 in.
PWA-CCS-06SNS_-2	46.25 in.	26.25 in.	9.75 in.
PWA-CCS-06SNX_-3	46.25 in.	26.25 in.	9.75 in.
PWA-CCS-06SNN_-4	46.25 in.	26.25 in.	9.75 in.
PWA-CCS-06SNX_-5	46.25 in.	26.25 in.	9.75 in.
PWA-CCS-06SNN_-6	46.25 in.	26.25 in.	9.75 in.
PWA-CCS-06SNX_-7	46.25 in.	26.25 in.	9.75 in.
PWA-CCS-06SNN_-8	46.25 in.	26.25 in.	9.75 in.

800A SINGLE-THROW, NON-FUSIBLE			
PART NUMBER	H	W	D
PWA-CCS-08SNN_-1	69.13 in.	36.00 in.	14.00 in.
PWA-CCS-08SNS_-1	69.13 in.	36.00 in.	14.00 in.
PWA-CCS-08SNN_-2	69.13 in.	36.00 in.	14.00 in.
PWA-CCS-08SNS_-2	69.13 in.	36.00 in.	14.00 in.
PWA-CCS-08SNX_-3	69.13 in.	36.00 in.	14.00 in.
PWA-CCS-08SNN_-4	69.13 in.	36.00 in.	14.00 in.
PWA-CCS-08SNX_-5	69.13 in.	36.00 in.	14.00 in.
PWA-CCS-08SNN_-6	69.13 in.	36.00 in.	14.00 in.
PWA-CCS-08SNX_-7	69.13 in.	36.00 in.	14.00 in.
PWA-CCS-08SNN_-8	69.13 in.	36.00 in.	14.00 in.

NOTE: "_" DENOTES PLACEHOLDER FOR ALL OPTIONS IN DESIGNATED CATEGORY

REVISION RECORD:

No.	Date	Description	In.

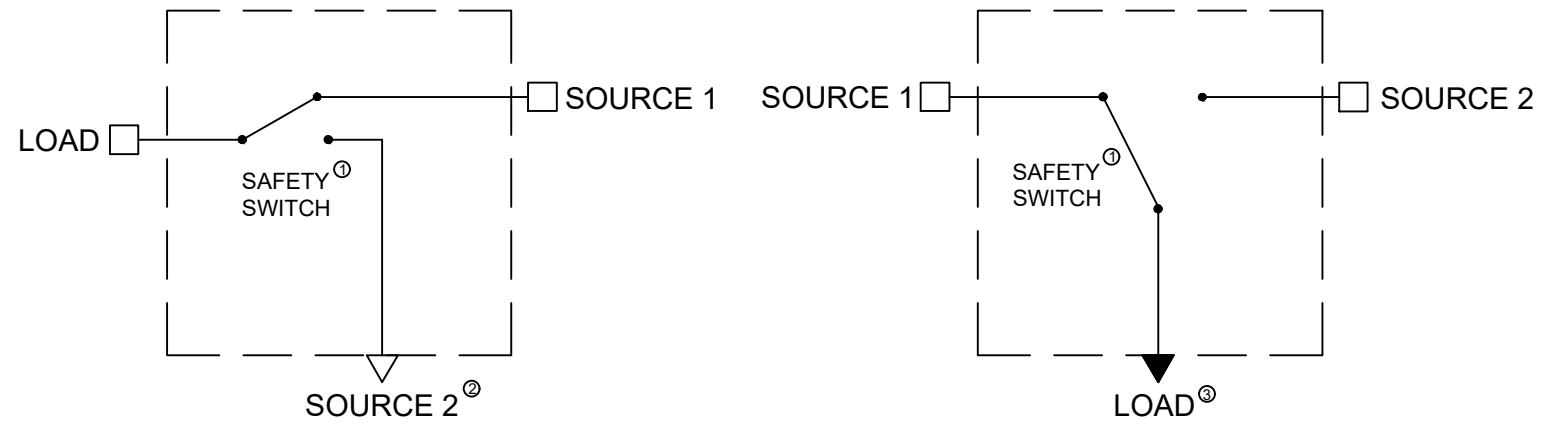
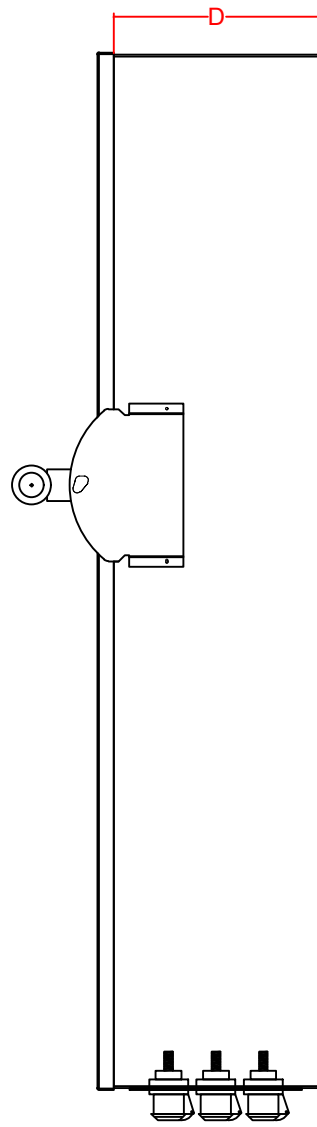
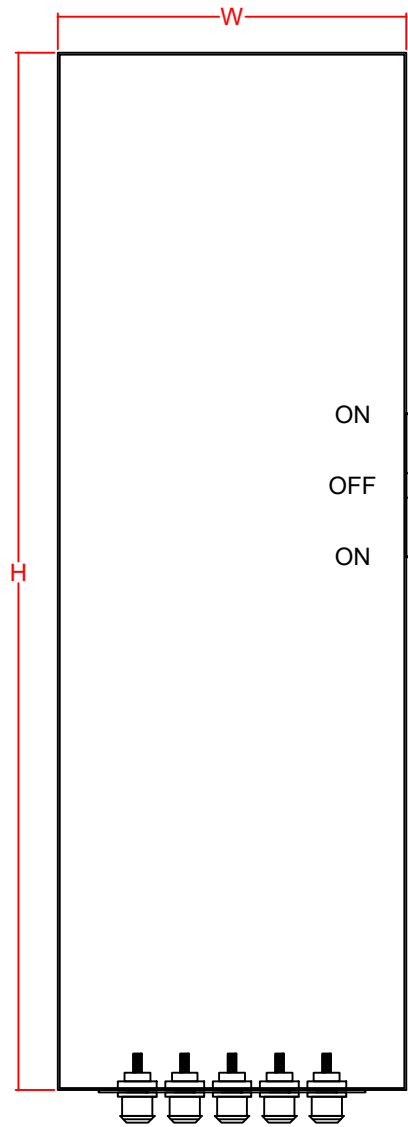
PROFESSIONAL SEAL:



POWER ASSEMBLIES ENGINEERING
 915 E Dale Ave, #100 Henderson, NV 89044 (877)597-5785
 1650 NW 18th St, Ste 807A Pompano Beach, FL 33069 (866)825-8525
 sales@powerassemblies.com
 WWW.POWERASSEMBLIES.COM

DRAWING TITLE:
600A-800A Single-Throw Camlock Connection Switch
 BUILD NAME:
 THIS DOCUMENT CONTAINS PROPRIETARY INFORMATION OF POWER ASSEMBLIES, LLC. ALL RIGHTS OF DESIGN FEATURES AND/OR INVENTIONS ARE RESERVED BY POWER ASSEMBLIES, LLC. THIS DRAWING MAY NOT BE REPRODUCED, TRANSFERRED OR USED FOR DESIGN AND MANUFACTURING PURPOSES WITHOUT EXPRESSED CONSENT FROM POWER ASSEMBLIES, LLC.

REV A
 Revision/Version No.
AS
 Drawing By
12/17/2021
 Date
 1 OF 1
 Sheet No.

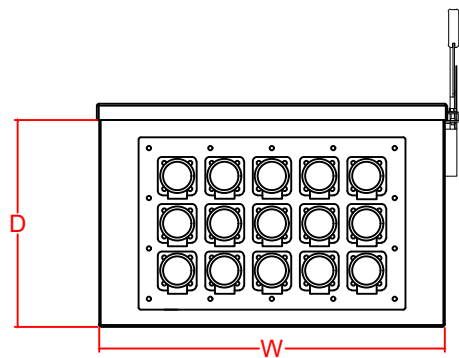


ONE-LINE KEYNOTES[Ⓜ]

1. Fusible or Non-Fusible
2. Cams to Source: S16 Male
3. Cams to Load: S16 Female

LEGEND

SYMBOL	DESCRIPTION
	SAFETY SWITCH
	MALE CAMLOCK CONNECTION
	FEMALE CAMLOCK CONNECTION
	HARDWIRED CABLE CONNECTION (FIELD-INSTALLED)



1000A DOUBLE-THROW, FUSIBLE			
PART NUMBER	H	W	D
PWA-CCS-10DFN_-1	78.10 in.	42.60 in.	20.50 in.
PWA-CCS-10DFS_-1	78.10 in.	42.60 in.	20.50 in.
PWA-CCS-10DFN_-2	78.10 in.	42.60 in.	20.50 in.
PWA-CCS-10DFS_-2	78.10 in.	42.60 in.	20.50 in.
PWA-CCS-10DFX_-3	78.10 in.	42.60 in.	20.50 in.
PWA-CCS-10DFN_-4	78.10 in.	42.60 in.	20.50 in.
PWA-CCS-10DFX_-5	78.10 in.	42.60 in.	20.50 in.
PWA-CCS-10DFN_-6	78.10 in.	42.60 in.	20.50 in.
PWA-CCS-10DFX_-7	78.10 in.	42.60 in.	20.50 in.
PWA-CCS-10DFN_-8	78.10 in.	42.60 in.	20.50 in.

1000A DOUBLE-THROW, NON-FUSIBLE			
PART NUMBER	H	W	D
PWA-CCS-10DNN_-1	78.10 in.	42.60 in.	20.50 in.
PWA-CCS-10DNS_-1	78.10 in.	42.60 in.	20.50 in.
PWA-CCS-10DNN_-2	78.10 in.	42.60 in.	20.50 in.
PWA-CCS-10DNS_-2	78.10 in.	42.60 in.	20.50 in.
PWA-CCS-10DNX_-3	78.10 in.	42.60 in.	20.50 in.
PWA-CCS-10DNN_-4	78.10 in.	42.60 in.	20.50 in.
PWA-CCS-10DNX_-5	78.10 in.	42.60 in.	20.50 in.
PWA-CCS-10DNN_-6	78.10 in.	42.60 in.	20.50 in.
PWA-CCS-10DNX_-7	78.10 in.	42.60 in.	20.50 in.
PWA-CCS-10DNN_-8	78.10 in.	42.60 in.	20.50 in.

NOTE: "_" DENOTES PLACEHOLDER FOR ALL OPTIONS IN DESIGNATED CATEGORY

REVISION RECORD:

No.	Date	Description	In.

PROFESSIONAL SEAL:



INNOVATIVE POWER SOLUTIONS

POWER ASSEMBLIES ENGINEERING

915 E Dale Ave, #100 Henderson, NV 89044 (877)597-5785
 1650 NW 18th St, Ste 807A Pompano Beach, FL 33069 (866)825-8525

sales@powerassemblies.com
 WWW.POWERASSEMBLIES.COM

DRAWING TITLE:

1000A Double-Throw

BUILD NAME:

Camlock Connection Switch

THIS DOCUMENT CONTAINS PROPRIETARY INFORMATION OF POWER ASSEMBLIES, LLC. ALL RIGHTS OF DESIGN FEATURES AND/OR INVENTIONS ARE RESERVED BY POWER ASSEMBLIES, LLC. THIS DRAWING MAY NOT BE REPRODUCED, TRANSFERRED OR USED FOR DESIGN AND MANUFACTURING PURPOSES WITHOUT EXPRESSED CONSENT FROM POWER ASSEMBLIES, LLC.

REV A

Revision/Version No.

AS

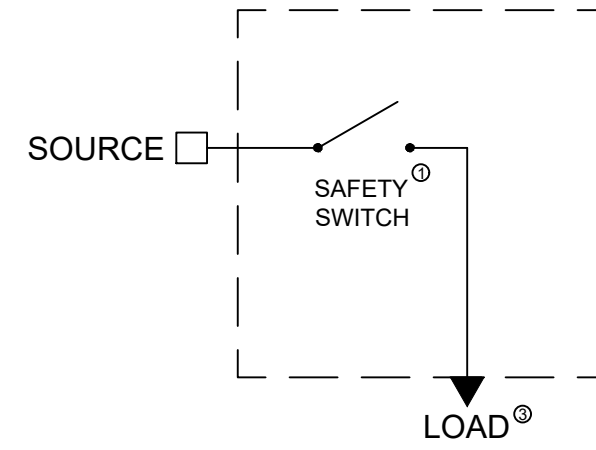
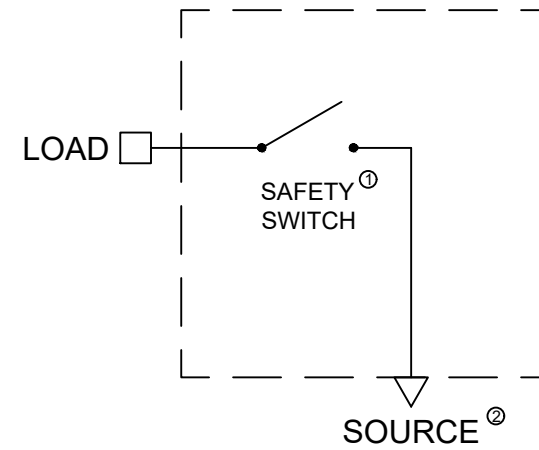
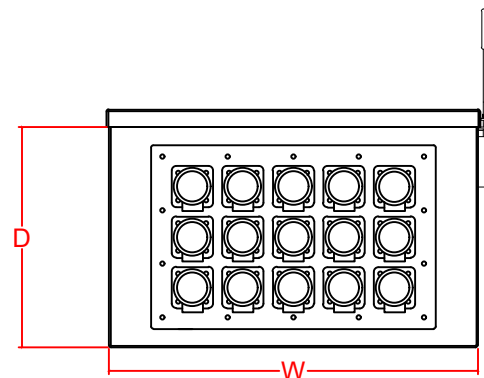
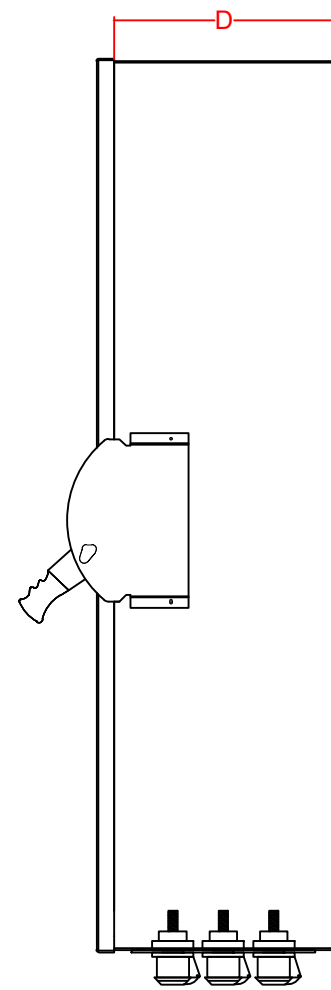
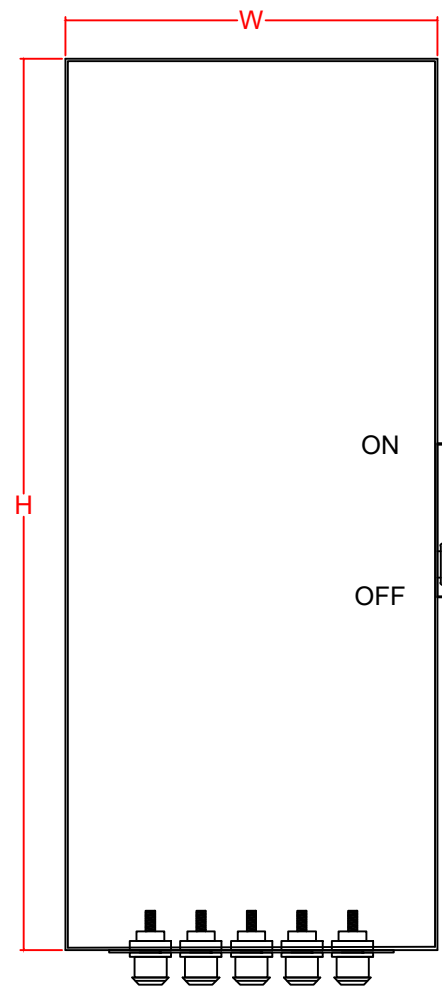
Drawing By

12/17/2021

Date

1 OF 1

Sheet No.



ONE-LINE KEYNOTES ①②

1. Fusible or Non-Fusible
2. Cams to Source: S16 Male
3. Cams to Load: S16 Female

LEGEND

SYMBOL	DESCRIPTION
	SAFETY SWITCH
	MALE CAMLOCK CONNECTION
	FEMALE CAMLOCK CONNECTION
	HARDWIRED CABLE CONNECTION (FIELD-INSTALLED)

1000A SINGLE-THROW, FUSIBLE			
PART NUMBER	H	W	D
PWA-CCS-10SFN_-1	69.13 in.	36.00 in.	14.00 in.
PWA-CCS-10SFS_-1	69.13 in.	36.00 in.	14.00 in.
PWA-CCS-10SFS_-2	69.13 in.	36.00 in.	14.00 in.
PWA-CCS-10SFS_-2	69.13 in.	36.00 in.	14.00 in.
PWA-CCS-10SFX_-3	69.13 in.	36.00 in.	14.00 in.
PWA-CCS-10SFN_-4	69.13 in.	36.00 in.	14.00 in.
PWA-CCS-10SFX_-5	69.13 in.	36.00 in.	14.00 in.
PWA-CCS-10SFN_-6	69.13 in.	36.00 in.	14.00 in.
PWA-CCS-10SFX_-7	69.13 in.	36.00 in.	14.00 in.
PWA-CCS-10SFN_-8	69.13 in.	36.00 in.	14.00 in.

1000A SINGLE-THROW, NON-FUSIBLE			
PART NUMBER	H	W	D
PWA-CCS-10SNN_-1	69.13 in.	36.00 in.	14.00 in.
PWA-CCS-10SNS_-1	69.13 in.	36.00 in.	14.00 in.
PWA-CCS-10SNN_-2	69.13 in.	36.00 in.	14.00 in.
PWA-CCS-10SNS_-2	69.13 in.	36.00 in.	14.00 in.
PWA-CCS-10SNX_-3	69.13 in.	36.00 in.	14.00 in.
PWA-CCS-10SNN_-4	69.13 in.	36.00 in.	14.00 in.
PWA-CCS-10SNX_-5	69.13 in.	36.00 in.	14.00 in.
PWA-CCS-10SNN_-6	69.13 in.	36.00 in.	14.00 in.
PWA-CCS-10SNX_-7	69.13 in.	36.00 in.	14.00 in.
PWA-CCS-10SNN_-8	69.13 in.	36.00 in.	14.00 in.

NOTE: "_" DENOTES PLACEHOLDER FOR ALL OPTIONS IN DESIGNATED CATEGORY

REVISION RECORD:

No.	Date	Description	In.

PROFESSIONAL SEAL:



POWER ASSEMBLIES ENGINEERING

915 E Dale Ave, #100 Henderson, NV 89044 (877)597-5785
1650 NW 18th St, Ste 807A Pompano Beach, FL 33069 (866)825-8525

sales@powerassemblies.com
WWW.POWERASSEMBLIES.COM

DRAWING TITLE:

1000A Single-Throw

BUILD NAME:

Camlock Connection Switch

THIS DOCUMENT CONTAINS PROPRIETARY INFORMATION OF POWER ASSEMBLIES, LLC. ALL RIGHTS OF DESIGN FEATURES AND/OR INVENTIONS ARE RESERVED BY POWER ASSEMBLIES, LLC. THIS DRAWING MAY NOT BE REPRODUCED, TRANSFERRED OR USED FOR DESIGN AND MANUFACTURING PURPOSES WITHOUT EXPRESSED CONSENT FROM POWER ASSEMBLIES, LLC.

REV A

Revision/Version No.

AS

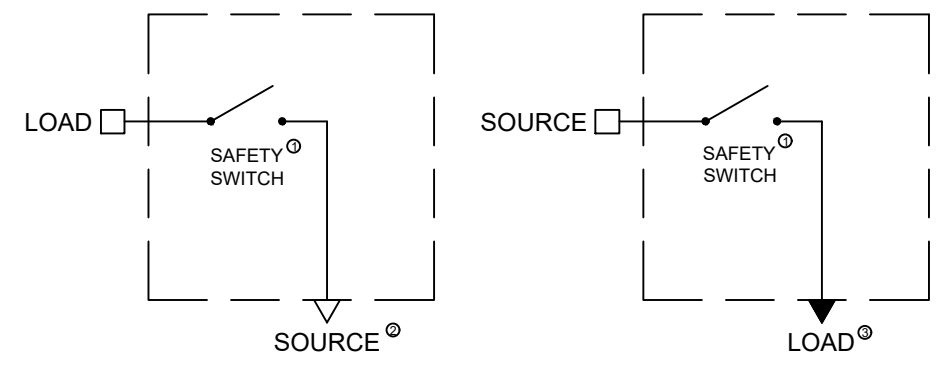
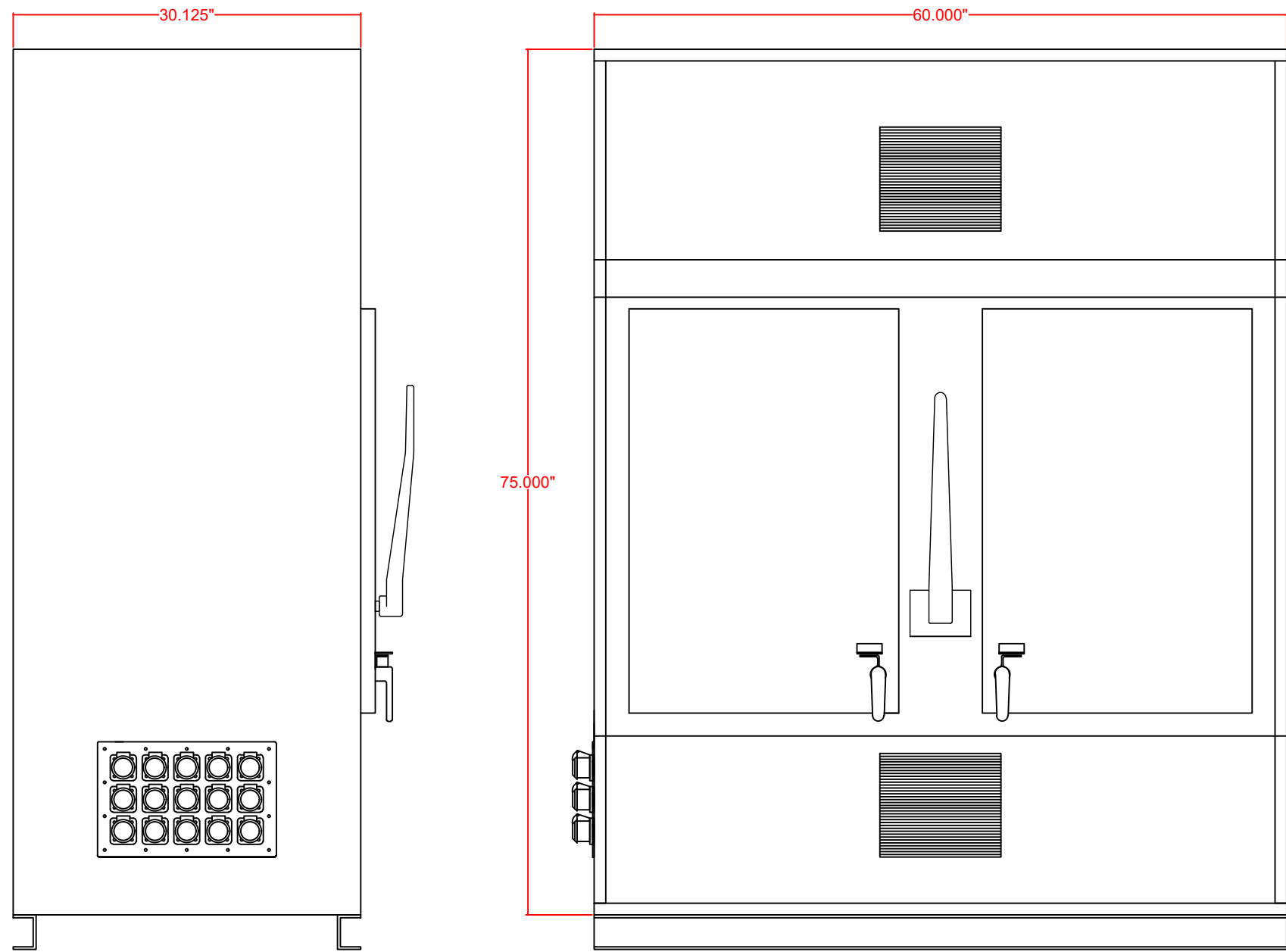
Drawing By

12/17/2021

Date

1 OF 1

Sheet No.



- ONE-LINE KEYNOTES**[®]
1. Fusible or Non-Fusible
 2. Cams to Source: S16 Male
 3. Cams to Load: S16 Female

LEGEND

SYMBOL	DESCRIPTION
	SAFETY SWITCH
	MALE CAMLOCK CONNECTION
	FEMALE CAMLOCK CONNECTION
	HARDWIRED CABLE CONNECTION (FIELD-INSTALLED)

AMPERAGE	CAM ROWS
1200A	3
1600A	4
2000A	5
2400A	6
3000A	8

**CAMLOCK QTY VARIES UPON APPLICATION

REVISION RECORD:

No.	Date	Description	In.

PROFESSIONAL SEAL:



POWER ASSEMBLIES ENGINEERING

915 E Dale Ave, #100 Henderson, NV 89044 (877)597-5785

1650 NW 18th St, Ste 807A Pompano Beach, FL 33069 (866)825-8525

sales@powerassemblies.com
WWW.POWERASSEMBLIES.COM

DRAWING TITLE:
1200A-3000A Double-Throw

BUILD NAME:
Camlock Connection Switch

THIS DOCUMENT CONTAINS PROPRIETARY INFORMATION OF POWER ASSEMBLIES, LLC. ALL RIGHTS OF DESIGN FEATURES AND/OR INVENTIONS ARE RESERVED BY POWER ASSEMBLIES, LLC. THIS DRAWING MAY NOT BE REPRODUCED, TRANSFERRED OR USED FOR DESIGN AND MANUFACTURING PURPOSES WITHOUT EXPRESSED CONSENT FROM POWER ASSEMBLIES, LLC.

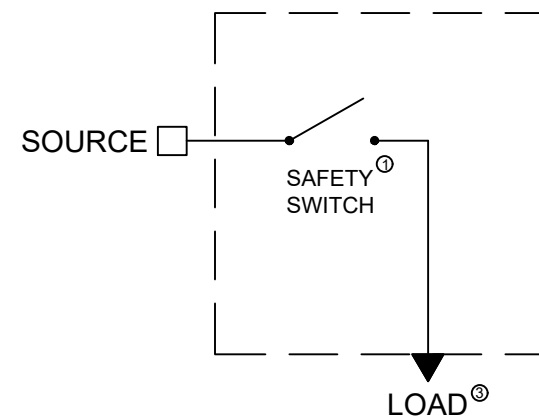
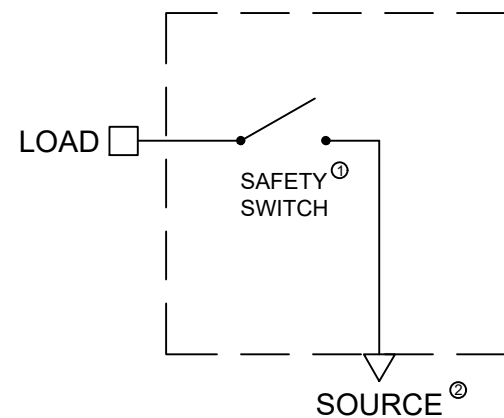
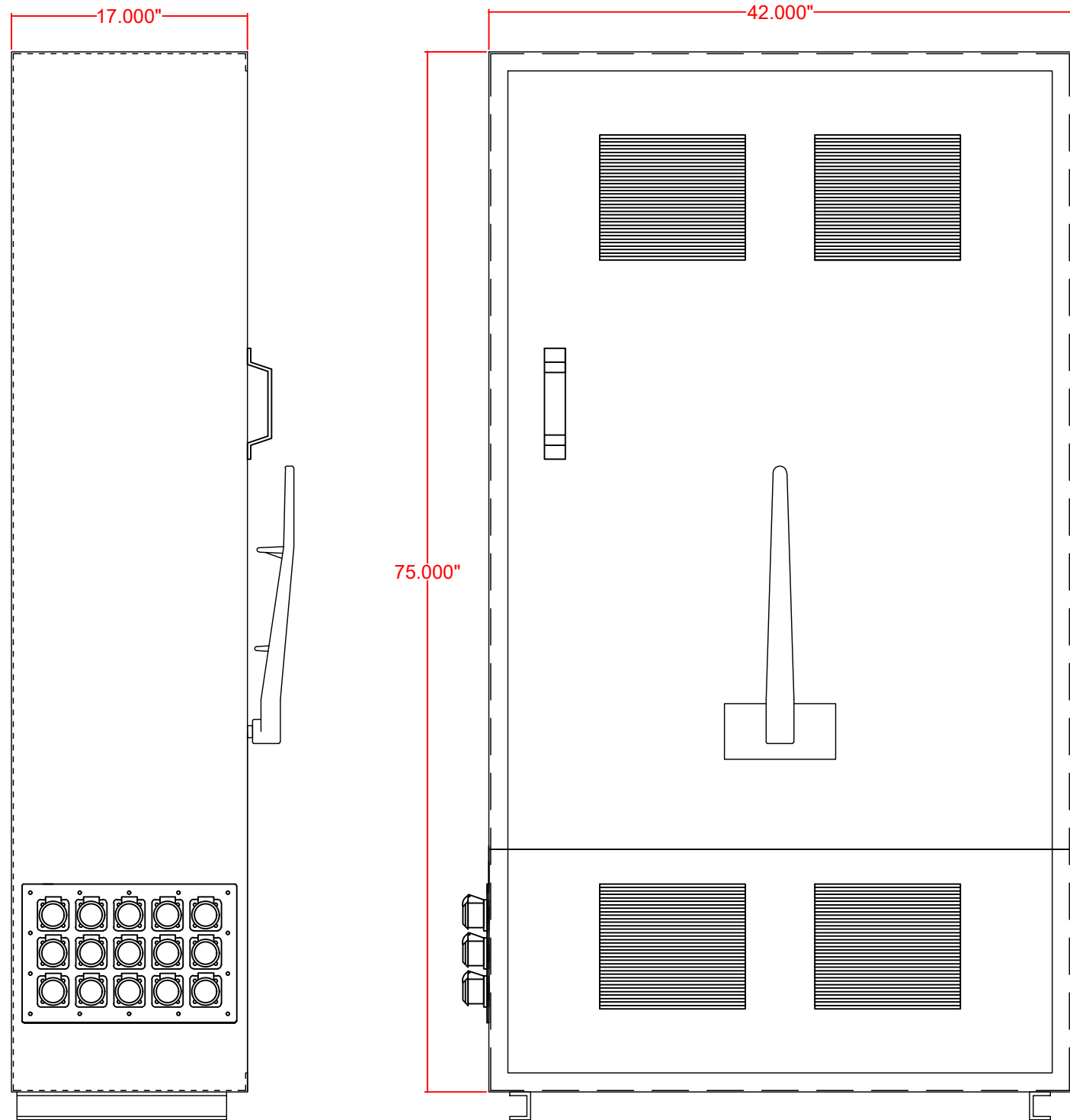
REV A

Revision/Version No.
AS

Drawing By
12/17/2021

Date

1 of 1
Sheet No.



ONE-LINE KEYNOTES⁰⁰

1. Fusible or Non-Fusible
2. Cams to Source: S16 Male
3. Cams to Load: S16 Female

LEGEND

SYMBOL	DESCRIPTION
	SAFETY SWITCH
	MALE CAMLOCK CONNECTION
	FEMALE CAMLOCK CONNECTION
	HARDWIRED CABLE CONNECTION (FIELD-INSTALLED)

AMPERAGE	CAM ROWS
1200A	3
1600A	4
2000A	5
2400A	6
3000A	8

****CAMLOCK QTY VARIES UPON APPLICATION**

REVISION RECORD:

No.	Date	Description	In.

PROFESSIONAL SEAL:



POWER ASSEMBLIES ENGINEERING

915 E Dale Ave, #100 Henderson, NV 89044 (877)597-5785
 1650 NW 18th St, Ste 807A Pompano Beach, FL 33069 (866)825-8525

sales@powerassemblies.com
 WWW.POWERASSEMBLIES.COM

DRAWING TITLE:
1200A-3000A Single-Throw
 BUILD NAME:
Camlock Connection Switch

THIS DOCUMENT CONTAINS PROPRIETARY INFORMATION OF POWER ASSEMBLIES, LLC. ALL RIGHTS OF DESIGN FEATURES AND/OR INVENTIONS ARE RESERVED BY POWER ASSEMBLIES, LLC. THIS DRAWING MAY NOT BE REPRODUCED, TRANSFERRED OR USED FOR DESIGN AND MANUFACTURING PURPOSES WITHOUT EXPRESSED CONSENT FROM POWER ASSEMBLIES, LLC.

REV A
 Revision/Version No.
AS
 Drawing By
12/17/2021
 Date

1 OF 1
 Sheet No.